

**2021 COLORADO STATE FAIR  
4-H CONTEST REQUIREMENTS**

**Section 8**

**Entry deadline is August 10 \*(Except for Shooting Sports Contests). No late entries will be accepted.  
The exception is the State Fair Fashion Revue Contest with a deadline of August 6.**

*Table of Contents*

Cake Decorating Contest.....	2
Creative Cooks Contest.....	6
4-H Public Presentations.....	11
Dog Trials.....	14
Showmanship.....	18
Obedience.....	21
Rally.....	24
Agility.....	27
Fashion Revue.....	46
Colorado 4-H Digital Contest .....	47
Robotics Challenge.....	48
Rocket Fly Day.....	49
Cat Show.....	51
Special Awards.....	54

**Contest Superintendents**

Vanessa Tranel..... Cake Decorating Contest Superintendent  
 Julia Hurdelbrink ... Creative Cooks Contest Superintendent  
 ..... Creative Cooks Contest Superintendent  
 Kim Peters..... Demonstration Contest Superintendent  
 Jessica Counts..... Interpretive Reading Superintendent  
 ..... Dog Trials General Superintendent  
 Tina Wickizer..... Showmanship Dog Superintendent  
 ..... Dog Tabulations Superintendent  
 Donna Darnell ..... Dog Rally Superintendent  
 Kelsey Darnell..... Rally Team Superintendent  
 ..... Obedience Superintendent  
 Kirsten Cowan and Beth De Lair... Agent Dog Superintendent  
 Kim Sterkel..... Fashion Revue Superintendent  
 Libby Christenson..... Robotics Challenge Superintendent  
 Thomas Kindvall..... Rocket Fly Day Superintendent  
 Marlena Griesse..... Cat Show Superintendent



**COLORADO STATE UNIVERSITY  
EXTENSION**

# 2021 Cake Decorating Contest

Vanessa Tranel. . . . . Superintendent  
[Vanessa.tranel@colostate.edu](mailto:Vanessa.tranel@colostate.edu)

**Contest date: Sunday, August 29**

**Participant's Entry Fee: \$10** payable to the county offices with contestant's registration materials.

**Registration Deadline:**  
**August 10**

**Place:** The contest is held in the 4-H Exhibit Building on the State Fairgrounds.

**Gate Admission:** Counties are responsible for ordering gate passes from the Colorado State Fair and distributing them to the individuals who will be Cake Decorating contestants. Superintendent *will not* be sending passes. Parking is not available on the fairgrounds.

**Lodging:**\* Lodging is available at the Colorado State Fair/4-H Camp Tobin dormitories. Meals are available at the 4-H dining hall. Both require advanced reservations. Register for meals and lodging through 4-H Online. Contact your Extension office for help with registration.

**\*Pending COVID Restrictions**

Each county office will issue **one check payable to Colorado State University/State Fair** for county entry total.

**Mail by September 15 to:**

Sharie Harless  
CSU State 4-H Office  
Campus Delivery 4040  
Fort Collins, CO 80523-4040

## **RULES:**

1. This contest will be open to 4-H members 8 to 18 years of age.
2. Members must be enrolled in the project unit in which they are participating.
3. Counties may enter one contestant in each division for a maximum of three contestants in each unit.

The following divisions will be judged in each unit:

Units 1-6

Junior 8-10

Intermediate 11-13

Senior 14-18

Units 7-9

Intermediate 11-13

Senior 14-18

Unit 10-11  
**SENIORS ONLY**

4. Judging will be done by units.
5. Project exhibit rules apply to this contest. All contestants in a unit will work at the same time. Judges will circulate to observe methods used.
6. All contestants must bring:
  - Cake or cake forms for decorating.
  - All equipment and materials required to decorate a cake.
  - Frosting needed (colored and ready to use).
7. The frosting must be applied as part of the contest in Units 1 through 7. Units 9 and 10 may frost the cake prior to the contest. For Unit 8 the contestants will need to cover the cake with fondant as a part of the contest. Contestants will be responsible for planning a design that can be completed in the time allowed.
8. **Lower Units (1-3) in Cake Decorating should not use Royal Icing or Rolled Fondant as the base frosting. NO fondant decorations can be used in Units 1, 2 or 3. Only required tip work can be used in Units 2 and 3. NO fondant may be used for decorations or base icing on the cake**
- 9.
10. No cell phones are allowed during the judging.
11. No parents are allowed in the kitchen area before or during the judging.

## **UNIT 1. — EDIBLE---30 MINUTES**

Class 410 Jr.  
Class 411 Int.  
Class 412 Sr.

- A. Frost single-layer 8- or 9- or 10-inch round or square or 9" x 13 **real** cake.
- B. Cake may be crumb-frosted before, but base frosting must be applied as part of the contest.
- C. Apply design using edible materials (no tips). One fourth of the top of cake should be visible to show smooth base.
- D. One fourth of the top of the cake should be visible to show smooth base.

- E. **NO Fondant may be used for decorations or base icing on the cake.** No royal icing can be used as icing or decorations. No non-edible material can be used in units 1-6.
- F. Bottom Base Border required.
- G. Clean up area.

**UNIT 2. —SINGLE LAYERED -- 1 HOUR**

Class 413 Jr.  
 Class 414 Int.  
 Class 415 Sr.

- A. Frost single-layer 8" or 9" or 10"- inch round or square or 9" x 13" rectangle **real** cake for this unit.
- B. Cake may be crumb-frosted before, but base frosting must be applied as part of the contest.
- C. Decorate the real cake using a leaf tip, star tip and round tip only. (No fondant or royal icing may be used as icing or decorations on the cake.) Only required tip work can be used in Unit 2.
- D. One fourth of the top of cake should be visible to show smooth base.
- E. Bottom Bass Border is required.
- F. Only edible materials may be used. No non-edible material can be used in units 1-6.
- G. No flowers made on a flower nail or materials other than frosting in decorations.
- H. Clean up area.

**UNIT 3. —TWO LAYERED --- 1 HOUR**

Class 416 Jr.  
 Class 417 Int.  
 Class 418 Sr.

- A. Frost two-layered **real** cake (8" or 9" or 10" -inch round or square).
- B. Cake may be crumb-frosted before, but base frosting must be applied as part of the contest.
- C. One fourth of the top of the cake should be visible to show smooth base.
- D. Decorate cake using 3-5 different types of tips. The following tips must be used:
  - Leaf tip
  - Round tip
  - Star tip
  - **You may also use other tips if you so choose**
- E. No non-edible material can be used in units 1-6.
- F. No fondant or royal icing may be used.
- G. Side **trim** is required.
- H. Bottom Base Border is required.
- I. Spatula, brush striping and figure piping are optional.

- J. No flowers made on a flower nail or materials other than frosting in decorations.
- K. Clean up area.

**UNIT 4 ----CHARACTER CAKES ---1 HOUR**


Class 419 Jr.  
 Class 420 Int.  
 Class 421 Sr.

- A. One decorated character **real** cake (an entire cake which resembles the shape of a character or object made without cutting, other than a classic square, round, oblong, heart, hexagon, oval or petal cake shape). Three-dimensional cakes are acceptable.
- B. Cake may be crumb frosted before contest.
- C. Decorate cake using primarily the star tip or other tips appropriate to the design. No non-edible material can be used in Units 1-6.
- D. Bottom Base Border is required.
- E. Clean up area.

**UNIT 5. —SMALL TREATS---1 HOUR**

Choose **one** of the following categories:

- Themed Cupcakes or
- Stacked Cupcakes or
- Character Cupcakes



Class 422 Jr.  
 Class 423 Int.  
 Class 424 Sr.

**THEMED CUPCAKES**

- A. Decorate a minimum of 3 and a maximum of 6 regular size (2 ¾ inches) cupcakes in liners using frosting and edible materials.
- B. Fondant and royal icing can be used only for decorations.
- C. Cupcakes should be of a similar design or theme (themed cupcakes mean that there is a central idea between all the cupcakes; for example: animal theme, flower theme, Disney characters, cupcakes do not have to be all the same.)
- D. Frosting must cover the cupcake and provide a base for decorations. One-fourth **frosting** must be visible on at least one cupcake.
- E. No non-edible materials can be used in Units 1-6.
- F. Cupcakes can be displayed in a 6-cup muffin tin or in foil liners on sturdy paper/plastic plate.
- G. Clean up area.

## STACKED CUPCAKES

- A. Decorate a minimum of 4 and a maximum of 8 cupcakes creating one design or theme where cupcakes are stacked on top of each other and decorated using frosting and edible materials. (Experiment with using mini cupcakes and regular sized cupcakes when stacking) Non-visible supports can be used to hold stacked cupcakes.
- B. Fondant and royal icing can be used only for decorations.
- C. Frosting must cover the cupcake and provide a base for decorations. One-fourth frosting must be visible on at least one cupcake.
- D. Cupcakes (at least 2 and not more than 4 stacked cupcakes should be securely (secure with frosting) on a display board.  
Spatula painting and brush striping are optional.
- E. No non-edible material can be used in Units 1-6.
- F. Clean up area.

## CHARACTER CUPCAKES

- A. Decorate and develop a character or design using multiple cupcakes. Character Cupcakes are multiple individually decorated cupcakes that come together to create the character, (for example: cupcakes that create an alligator or scarecrow etc.)
- B. Decorate using frosting and edible materials.
- C. Frosting must cover the cupcake and provide a base for decorations. One-fourth must be visible on at least one cupcake.
- D. Fondant and royal icing can be used only for decorations. No non-edible materials can be used in units 1-6.
- E. Cupcake character must be displayed on one cake board with a maximum size of 9" x13".
- F. Clean up area.

### UNIT 5 -SMALL TREATS – 1 Hour

Choose one of the following categories:

- Themed Cookies
- Stacked Cookies

Class 425 Jr.  
Class 426 Int.  
Class 427 Sr.

## UNIT 5 –DECORATED THEMED COOKIES

- A. Decorate a minimum of 3 and maximum of 6 regular size (3 inches) cookies. Cookies should be of a similar design or theme.
- B. Decorate using frosting and edible materials.

- C. Fondant and royal icing can be used only for decorations. No non-edible materials can be used in units 1-6.
- D. Cookies should be displayed on a 12-inch disposable platter.
- E. Clean up area.

## DECORATED STACKED COOKIES

- A. Decorate a minimum of 6 inches in height and maximum of 12 inches in height cookies creating one design or theme where cookies are stacked on top of each other.
- B. Decorate using frosting and edible materials.
- C. Frosting must cover the cookie and provide a base for decorations. One-fourth must be visible on at least one cookie.
- D. Fondant and royal icing can be used only for decorations. No non-edible materials can be used in units 1-6.
- E. Cookies should be secured to a sturdy covered board for display not to exceed 12" x 12".
- F. Clean up area.

## UNIT 6. ---CUT-UP CAKES— 1 HOUR

Class 428 Jr.  
Class 429 Int.  
Class 430 Sr.

- A. One decorated cut-up cake using **three different types** of decorator tips (not different sizes of the same tips) using only **edible materials**. Non-edible internal supports are allowed but must not show.
- B. No non-edible material can be used in units 1-6.
- C. The member must provide a diagram or pattern of how the cake was cut.
- D. Pieces may be cut, put together and crumb-frosted prior to contest.
- E. Bottom Base Border is required.
- F. Clean up area.

## UNIT 7. —FLAT SURFACE AND NAIL FLOWERS---1 HOURS

Class 431 Int.  
Class 432 Sr.

- A. Two-layered 8, 9 or 10-inch cake or cake form. Contestant may be asked to make a flower in front of the judge.
- B. Cake may be crumb-frosted before, but base frosting must be applied as part of the contest.
- C. Flowers may be made prior to the contest.

- D. Use only edible materials except stamens on flowers. Stamens may be purchased or hand-made.
- E. No Fondant
- F. Decorate cake using a minimum of:
  - One flat surface flower
  - One flower made on a flat flower nail
  - One border
  - **One side trim is required**
  - Texturing is optional
  - No Fondant
- G. Bottom Base Border is required.
- H. Clean up area.

**UNIT 8. —FONDANT----1 HOUR**

Class 433 Int.  
Class 434 Sr.

- A. Decorate one two-layered cake or cake form, 8, 9 or 10-inches round or square.
- B. Cake can be prepared for fondant.
- C. Cake must be covered in fondant as part of the contest.
- D. Decorated using skills learned from Units 3-7 and fondant and gum paste decorations.
- E. Bottom Base Border is required.
- F. Clean up area.

**UNIT 9. ----LILY FLOWERS ---1 HOUR**

Class 435 Int.  
Class 436 Sr.

- A. One decorated two-layered 8, 9, 10-inch cake or cake form.
  - B. Completely decorate the cake using:
    - **Flower made on a lily-flower nail is required**
    - **String work (cornelli, sota, or applique lace, etc.) is required.**
    - Texturing is optional
- Contestant may be asked to make a flower in front of the judge.
- C. Cake may be frosted in advance or as part of the contest.
  - F. Bottom Base Border is required.
  - G. Clean up area.

**UNIT 10 –TIERED CAKES –SENIORS ONLY —1 ½ HOURS**

Class 437 Sr.

- A. Decorated one cake or cake form of three or more tiers of graduated sizes, using supports.
- B. Cakes may be frosted in advance and supports placed.

- C. Cake should be assembled and decorated as part of the contest.
- D. Decorate cake using:
  - Supports and separator plates
  - Pillars (optional)
  - Flowers, borders, side trim as desired
- E. Bottom Base Border is required.
- F. Clean up area.

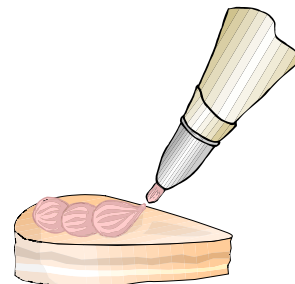
**UNIT 11—MOLDS—SENIORS ONLY—1 HOUR**

Class 438 Sr.

- A. An edible molded or shaped object of any size or shape must be used.
- B. The contestant may decorate a free-standing molded or shaped object as part of the contest or may use a molded object as part of a cake design. If using a cake, the cake may be frosted in advance, or as part of the contest.
- C. Molding may be done in advance, but decoration should be applied as part of the contest.
- D. Contestant should explain to the judge how the molding or shaping was done. Tell about the material used, whether ingredients were difficult to secure, how fast the material sets up, etc. If possible, demonstrate shaping of the selected material. Show the molds used.
- E. Clean up area.

**AWARDS**

- Contestants are placed in blue, red and white groups.
- A Champion and Reserve Champion may be named in each division.
- A Grand Champion and Reserve Grand Champion junior, intermediate and senior contestant may be named overall.





# 2021 Creative Cooks Contest

Julia Hurdelbrink . .Superintendent  
[jhurdelbrink@adcogov.org](mailto:jhurdelbrink@adcogov.org)  
.....Assistant  
Superintendent

**Contest date: Saturday, August 28**

**Location:** Colorado State Fair Grounds, 4-H Home Economics Building

**Registration:** 4-H Home Economics Building

**Check-In:** Juniors will compete first, followed by their awards, then Intermediates, followed by their awards and then Seniors, followed by their awards.

A tentative schedule will be emailed to all contestants during the week prior to the contest.

**Registration Deadline:  
August 10**

Recipes **must** be included with entries. Recipes not received by **August 9** will not be included in the Creative Cooks cookbook.

Each county office will issue **one check payable to Colorado State University/State Fair for county entry total.**

Mail by **September 15** to:  
Sharie Harless  
CSU State 4-H Office  
4040 Campus Delivery  
Fort Collins, CO 80523-4040

**Participant's Entry Fee: \$10**, which includes one cookbook.

**Eligibility:**  
Contestants must be regularly enrolled 4-H members but do not have to be enrolled in a 4-H foods project.

Counties may enter one entry in each age division as listed for a maximum of 12 entries.

**Divisions**  
Juniors: 8-10 years of age  
Class 431 Individual  
Class 432 Team

Class 433 Colorado Specialty Individual  
Class 434 Colorado Specialty Team

Intermediates: 11-13 years of age  
Class 435 Individual  
Class 436 Team  
Class 437 Colorado Specialty Individual  
Class 438 Colorado Specialty Team

Seniors: 14-18 years of age  
Class 439 Individual  
Class 440 Team  
Class 441 Colorado Specialty Individual  
Class 442 Colorado Specialty Team

Age divisions are determined by age as of December 31 of the previous year.

A team shall consist of two 4-H members. They may be from different age divisions, but they must compete in the age division of the oldest team member.

Contestants may enter as an individual or as a member of a team, but not both.

Contestants participating in other contests may still participate in Creative Cooks if they can arrange to be available for the judging period for their age group and before the judges begin final consultations.

**Check-In:** 4-H Home Economics Building, West door

Juniors will compete first, followed by their awards, then Intermediates, followed by their awards, and then Seniors, followed by their awards.

A tentative schedule will be emailed to all contestants during the week prior to the contest.

**Criteria – Contestant/Team will:**

1. Plan a menu for a meal (for example, but not limited to, breakfast, brunch, lunch, dinner, barbecue, picnic, high tea, campout, sports game, holiday or birthday party).
2. Create a table or serving display around a theme, occasion, or activity and your meal. The display must include and involve the following:
  - Fit into the allowed a 48" square for a display area. All props must fit within the designated space.
  - Contestant(s) provides a card table if needed; must fit within 48" square.

- One place setting appropriate for the meal planned.
- A menu displayed on any stiff medium (foam board, tile, chalk board, framed, etc.) detailing the entire menu (no larger than 8-1/2"x11"). It is helpful if the menu can stand alone.
- Centerpiece. No food, real or artificial, will be used as a centerpiece or part of a centerpiece.
- Appropriate serving dishes and utensils.

3. Prepare, bring, and display one serving of a food item from the menu. This display will show how you would serve this dish, including garnishes, etc.

**Guidelines:**

- No commercially prepared food is accepted.
- Juniors and Intermediates should not prepare deep fat fried foods due to safety concerns.
- Display the food prepared on the proper plate or bowl on your table setting.
- Adults cannot help contestant(s) do prep work in the contest kitchen or set up the display. To do so may disqualify the member from the contest or forfeit all awards. They may help transport heavy or breakable items, boxes, etc. as needed.
- Use of garnish is encouraged.
- Cook, bake, prep food at home as much as possible.
- See contest kitchen use below.

4. Present your display and food item to a judge. Judge(s) briefly interview participants regarding exhibits, and what they have learned in preparing the exhibit. The participant should not begin or end with a prepared speech or demonstration without being asked to by the judge(s).

5. Serve your prepared food item to the judge(s).

**Guidelines:**

- Use a separate sample for your food kept at your display table. Do not use your displayed serving for the judge's sample.
- Serve the judges sample using disposable dishes and utensils. Do not use any food, dishes, or utensils from your display.
- Use disposable plastic gloves if hands are going to touch the food while serving the judge.

- Do not use plastic gloves throughout your set up and judging process. They do not remain sanitary very long.
- Have a copy of the recipe and be ready to show to the judge if requested.

**Food Safety and Contest Kitchen Use:**

1. All food used for Creative Cooks should be brought from home unless you choose to purchase perishable items in Pueblo.
2. When selecting your recipe and prepared item, consider how the item will be transported to the State Fair safely (kept at safe temperatures) and attractively displayed. Judges may refuse to sample any food items they feel are unsafe to eat.
3. The kitchen at the Colorado State Fair is extremely limited so do as much food preparation as possible at home. A microwave is available to be used for warming only. Electrical outlets are available to plug in slow cookers, etc. to keep food at correct temperatures.
4. Leave the kitchen clean when finished.

**Judging will be based on:**

- A. Exhibitor — well groomed; understands meal planning
- B. Menu — balanced for flavor, color, texture, shape and nutrition
- C. Prepared dish — appearance, flavor and quality
- D. Table Setting — attractive; suitable for meal
- E. Knowledge of nutrition
- F. Specialty food knowledge
- G. Food safety
- H. Creativity

**Colorado Specialty Foods Category:**

1. Contestants entered in this category or classes must use the 2021 designated food or ingredient in their Creative Cooks exhibit. The product must be a major ingredient in the recipe to qualify for this division. Ingredients such as oil used to brown meat, as a garnish, or a spice or herb in the recipe do not qualify as a major ingredient.
2. Members entered in this category must also have some general knowledge beyond nutrition and food safety about this year's contest ingredient or food.

See the *Colorado Specialty Foods Category Supplement* for rules, guidelines, and 2021 designated ingredient. Adults cannot help contestant do prep work in the kitchen or set up display. To do so may forfeit all awards won. They may help transport heavy or breakable items, boxes, etc., as needed.

NOTE: Juniors and Intermediates are not to prepare deep fat fried foods due to safety concerns.

**Awards:**

\*Pending information (see pg. 54)



## 2021 Colorado Specialty Foods Category

1. Members entered in this category or classes must use the 2020 designated food or ingredient in their Creative Cooks exhibit. The product must be a major ingredient in the recipe to qualify for this division. Ingredients such as oil used to brown meat, as a garnish, or in a small amount in the recipe do not qualify as a major ingredient.

### 2021 Contest Ingredient is Peaches

**Peaches** originated from China where they were considered a symbol of long life. Peaches are a healthy addition to any diet. They are cholesterol, saturated fat and sodium free as well as a good source of Vitamin C.

Colorado ranks 6<sup>th</sup> in peach production in the United States, with over 2,400 acres of peach orchards. They account for over 75% of the fruit production in Colorado. The prime locations for peach growing in Colorado are Mesa, Delta, Montrose and Montezuma counties.

There are two types of peaches, freestone and clingstone. Freestone peaches are used for the fresh market, whereas clingstone peaches are typically used for canning and processing.

2. Members entered in this category must also have some general knowledge beyond nutrition and food safety about this year's contest ingredient or food. The list below is a sample of the type of information that you should discover about the food. The judge might ask one or two general questions appropriate to each age division.

- Locations in Colorado where ingredient is grown
- Part of the country or world where it is grown other times of the year
- Varieties of food, ingredient, crop
- Unique production or harvest methods
- Plant type or animal origin
- Specific cuisines or cultures that use a lot of this ingredient
- The "specialness" of the ingredient—may be flavor, nutritional or diet value, color, texture, trendiness, cost
- Special handling or preparing techniques
- Other uses for the product
- Any other knowledge or interesting facts members may discover



Members do not need to know all of the above. The questions should serve as a guide for possible research.

3. Examples of contest food items and resources for 2021 Contest Ingredient – Peaches:

Pie  
Cobbler  
Cakes with peaches  
And so much more!!

Main dishes with peaches – chicken/Pork  
Ice Cream  
Jams, jellies, marmalades, preserves

*Resources:*

*Colorado State University Extension – Colorado Peaches*  
<https://foodsmartcolorado.colostate.edu/colorado-peaches/>

*Palisade Peach Festival – History Page*  
<https://palisadepeachfest.com/history/>

*Colorado Ag in the Classroom Colorado*  
[https://www.growingyourfuture.com/civi/sites/default/files/CO Reader Fruit screen 12.pdf](https://www.growingyourfuture.com/civi/sites/default/files/CO_Reader_Fruit_screen_12.pdf)

# 2021 4-H Public Presentations Contests

**Demonstrations & Illustrated Talks, and Interpretive Reading**  
Kim Peters & Jessica Counts.....  
Co-Superintendents  
[kim.peters@colostate.edu](mailto:kim.peters@colostate.edu)

**Contest Dates: Saturday August 28 & Sunday, August 29**

**Time: 8:00 am**

**Location: 4-H Auditorium – Colorado State Fairgrounds**

**Participant's Entry Fee: \$10 per person**

**Registration Deadline:  
August 10**

Each county office will issue **one check payable to Colorado State University/State Fair** for county entry total.

Mail by **September 15** to:  
Sharie Harless  
CSU State 4-H Office  
4040 Campus Delivery  
Fort Collins, CO 80523-4040

**Age Divisions:** All ages are as of December 31 of the previous year:

- Juniors: 8-10 years of age
- Intermediates: 11-13 years of age
- Seniors: 14-18 years of age

**Gate Passes:** Counties are responsible for ordering and distributing gate passes for contestants. The superintendent will not be sending passes.

**Lodging:** Lodging in the 4-H dorms and meals are available for purchase. Dormitory space is on a first-come, first-served basis.

**Demonstrations & Illustrated Talks**

Class 443	Individual Junior
Class 444	Team Junior
Class 445	Individual Intermediate
Class 446	Team Intermediate
Class 447	Individual Senior
Class 448	Team Senior

**Interpretive Reading**

Class 449	Interpretive Reading Junior
Class 450	Interpretive Reading Intermediate
Class 451	Interpretive Reading Senior

**Public Presentation Contest Rules:**  
Please see contest-specific section for additional rules pertaining to each division.

1. The contest will begin at 8 a.m. Awards will be given after each program. Superintendents will schedule each class after entries are received and will send a tentative schedule out to participants to let them know when they'll need to arrive.
2. Junior contestants are 8-10 years of age. Intermediate contestants are 11-13 years of age. Senior contestants must have passed their 14th birthday and must not have reached age 19 as of December 31 of the previous year.
3. Each county is limited to three entries per class. The top three blue ribbon winners from each age division and class can compete at the state contest. In addition to awarding blue ribbons using the Danish System, counties should have judges rank their top blue ribbon winners in each class to select State Fair entrants.
4. Exhibitor must be enrolled in 4HOnline.
5. Presentations must be directly related to 4-H projects or activities that members are enrolled in. 4-H members are asked to be sensitive to the diverse audience that attends the fair. All materials to be presented are subject to review by the county extension office. Materials which are deemed inappropriate by the county will not be allowed.
6. The only public presentation division that allows teams is Demonstrations & Illustrated Talks. A team shall consist of two 4-H members. Both team members may be from the same age division. If they are not, they must compete in the division of the oldest member.
7. Time limits are event and age specific. Two points will be deducted from the total score on each judge's score sheet for every 30 seconds over or under the event and age division time limits. After the individual has been introduced by the superintendent, the time will start once the contestant begins to speak and end when they stop speaking. For demonstrations, timing ends at the end of the presentation and does not include the question and answer period.

Please check the rules for each division for more details. For Demonstrations and

Illustrated Talks, an additional five minutes is allowed for set-up and take down.

	Junior	Intermediate	Senior
Demo & Ill. Talk	4-6 min	6-8 min	8-10 min
Interpretive Reading	3-5 min	4-6 min	6-8 min

8. Each individual and team will be expected to provide their own visual aids, props or special equipment. The contest will provide a table, projector, screen, microphone and easel. A podium will not be provided. A laptop will be present for presenters to use with the projector. Participants should bring their presentation on a flash drive. Participants are also encouraged to bring their own computer to present with (along with any special adaptors) as a backup. Please note when registering if you'll need to use the projector. **If you have additional special needs please email: colorado4h@gmail.com.** Early arrival on the contest day is suggested for setting up any equipment.
9. A tentative contestant order will be emailed to the contestants in advance of the contest. Contestants must contact the superintendents at the time of registration to notify them if they are competing in another event that may conflict with this contest. Attempts will be made to make accommodations within reason, and with advance notification.
10. Awards: Junior, Intermediate, and Senior team and individual participants will be ranked 1-10. There will be no Danish system ribbons (blue, red, white) awarded. Champion and Reserve Champion individuals and teams will be designated in each age division.

**Demonstrations & Illustrated Talks Division Rules:**

1. Each Demonstration and Illustrated Talk will be timed. Senior demonstrations must be between 8–10 minutes in duration. Intermediate demonstrations must be between 6–8 minutes in duration. Junior demonstrations must be between 4–6 minutes in duration. Two points will be deducted for each 30 second over or under the time limit. Participants will be given a 30-second warning before end of the time period. An additional five minutes is allowed for set-up and take down.

2. Only the judges will ask questions to presenters at the end of their presentations. There will be no questions from the audience. Generally, each judge asks one question, but some judges may choose to ask a follow-up.
3. Special Awards: The two state senior grand champion team members and the senior individual grand champion demonstrator will each receive a partially paid educational trip to Western National 4-H Roundup. Winners of the demonstration contest must meet participation requirements for this event. Senior members who previously received a Western 4-H Roundup trip in team competition are not eligible to enter the team contest again but may enter individual competition. Members who received a Roundup trip in individual competition are not eligible to enter the individual contest again but may enter team competition. The top two demonstrations or illustrated talks in the Family Consumer Science area will receive a partially funded trip to compete at the Western National 4-H Roundup FCS (Family Consumer Science) Presentation Contest.

**Interpretive Reading Division Rules:**

1. Members deliver a rendition of a piece of pre-written material. The pre-written material should be a selection from a book, poem, story, etc., and should be 4-H appropriate (See General Rules). This area is not intended for presentation of original material written by the presenter. Members may choose which selection or multiple portions of a text to present but may not change the content. Content should be cohesive and transition smoothly from one portion to the next.
2. During the beginning of the reading, speakers should introduce their piece and explain the significance of the material.
3. Costumes and small props can be used but they need to be simple and minimal and not detract from the strength of the presenter. Everyone will be expected to provide their own equipment. General equipment and supplies such as tables and chairs will be furnished when requested in advance of competition (See General Rules).

4. Each Interpretive Reading will be timed. Senior readings must be between 6–8 minutes in duration. Intermediate readings must be between 4–6 minutes in duration. Junior readings must be between 3–5 minutes in duration. Two points will be deducted for each 30 seconds over or under the time limit. Participants will be given a 30-second warning before end of the time period.
5. Please note: There is no national level contest for this event and, now, contestants are not eligible for Western National 4-H Roundup.

# DOG TRIALS – 2021

**Beth De Lair & Kirsten Cowan** .....  
General Superintendents

**Janice Edwards**.....Showmanship Superintendent

**Christie Family** .....Tabulation Superintendent

**Brenda McKinney** ..... Obedience  
Superintendent & Technology Superintendent

**Anne Janicki** .....Rally & Rally Team Superintendent

**Brian Christie** .....Agility Superintendent

**Anne Janicki** .....Volunteer Superintendent

.....Fundraiser Superintendent

**Beth De Lair & Kirsten Cowan** ..... Agent  
Superintendent

**Saturday August 28th:** All Obedience Classes;  
Rally: Intermediate, Advanced, Excellent,  
Advanced/Excellent (RAE) and Masters; Rally  
Team Classes

**Sunday August 29:** All Showmanship classes and  
Novice Rally Classes

**Saturday September 18 & Sunday, September 19:**  
Agility Dog Trials at the Calhan Fairgrounds in El  
Paso County

**Note all rings will have a scheduled closure  
sometime between 11 a.m.-1 p.m. for a lunch  
break. Breaks will be scheduled at the judge's  
discretion and communicated through the live  
scheduling system.**

**Participant's Entry Fee:** \$25 per 4-H exhibitor

**Registration Deadline:** **August 10** Online  
registration completed by **August 2** is highly  
preferable.

**There will be no late registrations and no  
registration changes will be made the day of the  
shows.**

If your County contest is on or after this date, please  
contact Kirsten Cowan at  
Kirsten.Cowan@Colostate.edu

Each County office will issue **one check payable to  
CSU Extension/State Fair** for County entry total.

## Mail to:

Sharie Harless  
CSU State 4-H Office  
4040 Campus Delivery  
Fort Collins, CO 80523-4040

All 4-H Dog IDs (including health certificates,  
vaccination records, and Veterinarian documents)  
must be current and entered into 4-H Online. The  
County will complete the online portion of the State  
registration process on behalf of its participants.

**NOTE: The 2021 Volunteer Help Form will be web-  
based and sent to all 4-H dog exhibitors and  
leaders prior to the event. Watch for more details!**

**The State 4-H Dog Trials is a 4-H  
show. As such, 4-H youth  
development principles are of  
primary importance.**

## GENERAL CONTEST RULES

1. The State 4-H Dog Trials will be held Saturday  
and Sunday, August 28 & 29. They will be held  
at the Colorado State Fair Events Center.  
Check-in will begin at 7:30 a.m. and exhibitors  
are expected to check in no later than 1 hour  
before their individual posted Showmanship Test  
time. Individual Showmanship Test times will be  
posted on a live scheduling link.
2. Prior to entering State 4-H Dog Trials, the  
exhibitor and dog **must** have the proper  
qualifying scores for each entered division. For  
specific scores please see the division sections
3. Dates of approved currently effective vaccination  
of the dog for rabies, parvo, and canine  
distemper **must** be provided on the State 4-H  
Dog ID. Each entrant is required to complete the  
**State Dog Identification on 4-H Online** and  
have it on file in their Extension Office by **May 1<sup>st</sup>**.  
This information will be used at the State 4-H  
Dog Trials so make sure that all 4-H Dog  
exhibitors have completed this Dog ID. **Dogs  
who do not have a complete Dog ID in 4-H  
Online by May 1 will not be allowed to  
compete at the State 4-H Dog Trials.**

**The following information on vaccinations and titers have been provided by veterinarians at Colorado State University:**

Recommendations to minimize the chance of infectious disease spread at the State 4-H Dog Show by Ragan Adams, MA, DVM Veterinary Extension Specialist, CSU and Dr. Michael Lappin DVM, PhD, DACVIM \*

- 1) **Bordetella is strongly encouraged but not required.**
- 2) Show proof of vaccination for canine distemper virus and parvovirus within 3 years or serum titers indicating proof of effective immunity.
- 3) Current Rabies vaccination certificate. Titers are **not** accepted.
- 4) Do not bring dogs who have shown signs of respiratory (sneeze, nasal discharge, or cough), gastrointestinal (vomiting or diarrhea), or skin disease (open sores, crusty skin patches, or increased scratching) within 7 days prior to show.
- 5) Be prepared to have a cursory physical examination performed on your dog before entering the show grounds. Dogs with physical evidence of respiratory disease, gastrointestinal disease, or skin disease may have an infectious disease which could risk the health of other participants and will not be admitted on the show grounds.
- 6) While at the show keep your dog(s) to themselves, do not share equipment between dogs from different households or kennels.
- 7) Wash hands after handling other dogs and before handling your own dog.
- 8) Question about which reference to use on titers: See AAHA guidance: <https://www.aaha.org/aaha-guidelines/vaccination-canine-configuration/antibody-testing-versus-vaccination/>
- 9) CSU Veterinary Diagnostic Laboratory guidance for titer explanation: from Christie Mayo.

Canine distemper virus (CDV) antibody SN Canine distemper titers of less than 1:2 (<1:2) indicate lack of immunity and susceptibility to infection with the field virus. Titers of 1:2-1:16 indicate limited protection against the field virus. Titers of 1:32 and higher indicate probable protective immunity; higher titers indicate better protection.

Canine parvovirus (CPV2) antibody HI Canine parvovirus titers of less than 1:8 (<1:8) indicate lack of immunity and susceptibility to infection with the field virus. Titers of 1:16-1:32 indicate limited protection against the field virus. Titers of 1:64 and higher indicate probable protective immunity; higher titers indicate better protection.

\*Dr. Mike Lappin is the Kenneth W. Smith professor in Small Animal Clinical Veterinary Medicine in the Department of Clinical Sciences at the College of Veterinary Medicine & Biomedical Sciences at Colorado State University in Fort Collins, Colo. He is also director of the Center for Companion Animal Studies.

4. Proof of Rabies vaccination **must** come from a licensed veterinarian or the dog is not legally considered vaccinated. If the exhibitor's dog receives Rabies immunizations which are given by anyone who is not a Colorado State licensed veterinarian, these immunizations will not be recognized by law should the dog bite someone.
5. Hybrid Dogs (wolf/coyote) will not be allowed to enter the Colorado State 4-H Dog Trials.
6. Dogs which are deemed to be a danger to people or other dogs can and will be removed from the show grounds and all classes forfeited. This will be determined by a consensus of the Superintendents.
7. All entrants will be responsible for clean-up after their dogs. Failure to do so can be a basis for dismissal from the State Fair 4-H Dog Show and/or forfeiture of any placing.
8. State Fair 4-H Dog Show officials and/or staff can and will dismiss any entrant or his/her family from the show for any mistreatment of dogs entered in this show. If a question should arise as to what constitutes "mistreatment," State 4-H staff and/or officials will meet to decide appropriate action in each case.
9. Any negative behavior on the part of the exhibitor, family exhibitors or leaders directed toward any official will result in disqualification and awards forfeited. If there is a question as to the rules or the judging of a class, adult family exhibitors or leaders must approach the Superintendent of that division and **not the judge**. The Superintendents will then take the question to the judge if warranted.

10. **The General Superintendent** will have final decision authority. If needed, **the General Superintendent** may request assistance with arbitration from a committee comprised of the show Superintendents, the judge (if willing), and the leader and/or agent from County involved (if present).
11. Protests must be submitted in writing and presented to the Superintendent(s) within 24 hours after judging is announced. Protests will be handled first by the Superintendent(s) and then reviewed by State 4-H Office personnel. A fee of \$50 must accompany any protest. If the protest is upheld, the fee will be returned. If the protest is not upheld, the fee will be kept and deposited into the State 4-H Dog Project Fund.
12. **Colorado State 4-H Dress Code:** This dress code is to be followed by all Junior, Intermediate, and Senior 4-H exhibitors, as well as adult leaders, advisors, and chaperones at all Colorado State 4-H sponsored events including but not limited to the Colorado State Fair 4-H Dog Trials. Deviations from the dress code will result in a request to change. This dress code is not subject to personal interpretation. A state officer, adult leader, advisor, or chaperone may deem clothing inappropriate. In addition, some activities or events will have specific dress requirements that will need to be followed.  
<http://co4h.colostate.edu/resources/ColoradoDressCode.pdf>
- A. **Appropriate dress consists of:**
- **Clothes are clean and in good repair, free of holes, tears, or slashes.**
  - **Clothes are free from violent or drug-related material, or anything that alludes to violations of the 4-H Code of Conduct.**
  - **Shorts must be mid-thigh length. No cut-off shorts allowed.**
  - **All items designated as underwear are kept under cover.**
  - **No halter-tops, tube tops, or top that expose undergarments.**
  - **No pants or shorts that expose undergarments.**
  - **No spaghetti straps on shirts or dresses, except for formal attire, or when under suit jackets. If the suit jacket is removed, the shirt must be covered by another means.**
  - **No see-through garments or muscle shirts.**
  - **Shoes must be worn always. Proper foot attire for dog showing are shoes which are closed-toed. No flip-flops, sandals, or other open-toed shoes will be allowed in the show ring for any class.**
  - **No pajamas during the show**
- B. Appropriate clothing must be worn in all dog show classes, including Obedience and Rally. Not only in the rings but when you are out of the ring.
- C. The exhibitor will be given 5 minutes to change into an appropriate outfit if the judge or Superintendent deems their clothing inappropriate.
- D. If the clothing has been deemed inappropriate by a judge or Superintendent, the exhibitor can be denied the opportunity to show their dog until the clothing has been changed.
- E. It is always a good idea to have another person observe you before you go into the ring making sure that the clothing you are wearing is appropriate when **running, bending, stooping or kneeling** while showing your dog. If it is not, it is advisable to change clothes.
- F. **Exhibitors need to stay in their dress clothes for Showmanship until runoffs are announced.**
13. The general age groups for Dog Project are:
- **Junior** 8-10 years
  - **Intermediate** 11-13 years
  - **Senior** 14-18 years
- Age is determined by the exhibitor's age as of December 31st of the previous year.
14. No dogs are allowed beyond the immediate vicinity of the Events Center. Exhibitors are encouraged to use service gate #6 on Small Avenue. 4-H exhibitors will be allowed to load and unload but must re-entry through gate #5 on Prairie Ave. *Gate numbers may change closer to event date.*
15. No participants or their family exhibitors will be allowed to use skateboards, rollerblades, or run in the Event Center. Outside of the Event Center, State Fair rules regarding these issues are posted by State Fair authorities.
16. Dogs must always be on a leash except when performing exercises off leash in the show ring.
17. Entrants will be assigned armband numbers through 4HOnline and can be picked up the day of the show. Armband numbers will be the same for Saturday and Sunday events. Armband numbers will be the same for all dogs entered both days.



18. No set-up will be allowed anywhere near the rings. Allowable set-up areas will be designated, and no one will be allowed to set up in any other areas. Spectators and non-competing exhibitors must stay in higher sections of the bleachers/chairs unless assisting a novice or Junior handler.
19. Exhibitors who qualified for State 4-H Dog Trials will receive a "State Fair Qualifier" ribbon as they check-in. Overall placing scores, prizes, and score sheets earned during State 4-H Dog Trials will be given out at the day's closing ceremony.
20. If a dog has failed an exercise, it will not ordinarily be re-judged unless the judge feels the dog's performance was prejudiced by peculiar and unusual conditions. In such a case, the judge may wish to re-judge the dog only on the portion of the exercise in which the unusual condition occurred.
21. **DOGS ARE NOT ALLOWED IN ANY OF THE LIVESTOCK BARNS or anywhere on the Fairgrounds.**
22. **Any dogs not entered in State 4-H Dog Trials are NOT permitted to be crated and kept on the fairgrounds.**
23. **Selling dogs on the fairgrounds is NOT permitted.**
24. **Run Offs: For all classes, run offs will be accounted three (3) times in five (5) minutes. If the exhibitor is not present after the final call, his/her run off eligibility is forfeited**

#### **EXHIBITOR ELIGIBILITY RULES**

1. All exhibitors must be enrolled in the 4-H Dog Project.
2. All exhibitors must have complied with each County's eligibility rules for State Fair participation.
  - A. Exhibitors must enter State 4-H Dog Trials in the same class in which they qualified at their County Level with the same dog in the same 4-H year. Expectations are outlined under the dog eligibility section.
3. The exhibitor must own his/her project dog individually or in partnership with immediate family members or guardians during the complete duration of the project year. No leased dogs will be allowed to show at State 4-H Dog Trials. If requested the exhibitor must have proof of ownership of the dog at the time of entry and provide that to the Superintendents. The

exhibitor must provide the majority of care for the dog(s)

- A. For use of a substitute dog due to extenuating circumstances at State 4-H Dog Trials please see the dog eligibility section.
4. Any exhibitor exhibiting their dog at the State Fair Dog Trials must be an official representative of his/her County. Each County's official(s) are responsible for entering participants in this show. No exhibitor will be allowed to substitute for another exhibitor on the day of the show if not properly entered by his/her County.
  - A. All exhibitors must have at least one qualifying score in each class of exhibition.
  - B. Qualifying scores are 170 and above in Obedience, 170 and above in Showmanship, and 70 and above in Rally. An acceptable record book must be completed and exhibitor must meet all guidelines required by their County for State Fair qualification.
5. Each exhibitor may exhibit a separate dogs in Obedience, Showmanship and Rally provided they meet qualifications (refer to the Dog Eligibility section). An exhibitor may be entered in multiple Obedience or Rally classes with different dogs, but each exhibitor may only enter Showmanship one time.

#### **DOG ELIGIBILITY RULES**

1. After once earning a qualifying score in competition as a 4-H project dog in Obedience or Rally at State 4-H Dog Trials, that same dog is no longer eligible for exhibition for that same class at State 4-H Dog Trials EXCEPT Obedience classes: Graduate Novice, Open, Graduate Open, Utility classes; Rally classes: Advanced/Excellent and Masters.
2. If a dog has received a qualifying score in Obedience classes:- Graduate Novice, Open, Graduate Open, Utility, or Rally classes: Advanced/Excellent, or Masters at a previous State 4-H Dog Trials, they may stay in that same class as a "B" level competitor for as long as they need to complete the training required for them to move up to the next class.\*

**For 2021 ONLY \*Due to circumstances of the COVID-19 in 2020, exhibitors will have the option to repeat the Showmanship, Obedience, and Rally classes they showed in for 2020. However, exhibitors who age up in 2021 will be required to enter the appropriate age 4-H Showmanship class. Exhibitors who placed in the top 5 in Intermediate or Senior**

**Open Showmanship at the 2020 State 4-H Dog Trials must move to the Advanced Showmanship class for 2021, and exhibitors who won Intermediate or Senior Showmanship Grand or Reserve Grand Champion at the 2020 State 4-H Dog Trials must move to the Master Showman class for 2021.**

**\*For 2021 ONLY, exhibitors who were in their first 4-H dog year in 2020 may remain as first year exhibitors for 2021 OR may choose to move up to the next highest class (refer to State Dog Progression Chart).**

3. A dog with any other Rally or Obedience title from any national dog association (AKC, UKC, CKC, ASCA, etc.) is disqualified from entering the class for which the degree was awarded, or any lower class, except if that title was won less than four months before the State 4-H Dog Trials. If the title was won less than four months before the 4-H State 4-H Dog Trials the dog is eligible for entry in the same class. If the dog receives title more than 4 months before the State 4-H Dog Trials, they must move up to the next class. The exceptions to this titling rule are Obedience classes: Graduate Novice, Open, Graduate Open, Utility; and Rally classes: Advanced/Excellent and Masters.

#### **Rule 3 Examples:**

- Dog is awarded a Rally Novice title at the Terry All Kennel Club Show on April 12. State Fair Rally competition is August 28. That is more than 4 months away. The team must move up to Intermediate Rally A in 4-H competition.
  - Dog is awarded a Rally Novice title at the Greeley Kennel Club Show on August 14. State Fair Rally competition is August 28. That is less than 4 months. The team may compete in Rally Novice at the 4-H competition.
4. No bitch in heat, obviously pregnant or lactating bitches will be allowed to compete in any classes at the State Fair.
  5. Dogs in obvious pain from a previous illness or injury shall not be shown. If a dog is injured at a show, that dog will be excused from the ring. Consideration of a dog's physical disability needs to be addressed between the handler and project leader before starting the project. A State-Fair-approved veterinarian or qualified veterinarian technician's decision on doubtful cases will be accepted as final.
  6. No dog other than the County-qualified dog for the same class will be eligible to show or

compete at State 4-H Dog Trials. Should any problem arise with the dog designated as the County-qualified dog, the Extension agent must be notified for any course of action.

7. **No substitutions of dogs will be permitted. Extenuating circumstances can be discussed between County 4-H agent and State 4-H Dog Trials General Superintendent.**
8. Any entered dogs must be at a minimum age of 6 months or older and with all necessary vaccinations. For the agility competition, foundation class registered dogs need to be 12 months or older and all other agility classes require a dog to be 15 months or older.

## **SHOWMANSHIP**

### **SHOWMANSHIP CLASS DESCRIPTIONS & ELIGIBILITY REQUIREMENTS**

A written Showmanship Test will be given to each contestant entered in Showmanship. **The exhibitor is responsible for taking this test during their scheduled testing time (posted on the live scheduling link).** If an exhibitor does not take the test during their assigned testing time, then that portion of the Showmanship score sheet will result in a score of zero.

**Qualifying FOR State 4-H Dog Trials:** A Qualifying Score will be 170 (165 for 2020 only) points out of the possible 200 points.

**Scores earned AT State 4-H Dog Trials:** For all State 4-H Dog Trials, exhibitors with a qualifying score (170 or greater) for Intermediate or Senior Open placing 1st - 10<sup>th</sup> in their class **MUST** move up to Advanced Showmanship class (Intermediate or Senior) to be eligible to compete at the State 4-H Dog Trials in following years. **EXCEPT** exhibitors qualifying (165 or greater) for Intermediate or Senior Open placing **1st-5th in their class at the 2020 State 4-H Dog Trials MUST** move up to Advanced Showmanship class (Intermediate or Senior) to be eligible to compete in the State 4-H Dog Trials for the following years.

**\*For 2021 ONLY, exhibitors who were in their first 4-H dog year in 2020 may remain as first year exhibitors for 2021 OR may choose to move up to the higher class (see Dog Level Progression Chart).**

**PLEASE REVIEW THE COLORADO STATE 4-H DOG LEVEL PROGRESSION CHART FOR CLARIFICATION ON CLASS PROGRESSION.**<http://co4h.colostate.edu/program-areas/state-fair-information>

- **CLASS 500 Junior Novice Showmanship - 4 Entries per County**
  - This class is for exhibitors who are 8 –10 years old as of December 31 of the previous year, are in their 1st year of participation in the project and have no prior experience with any other dog showing entity. **\*For 2021 ONLY, exhibitors who were in their first 4-H dog year in 2020 may remain as first year exhibitors for 2021 OR may choose to move up to the Open class.**
- **CLASS 501 Junior Open Showmanship - 4 Entries per County**
  - This class is for exhibitors who are 8-10 years old as of December 31 of the previous year and have previous experience in Showmanship.
- **CLASS 502 Intermediate Novice Showmanship - 4 Entries per County**
  - This class is for exhibitors who are 11-13 years old as of December 31 of the previous year, are in their 1st year of participation in the project and have no prior experience with any other dog showing entity. **\*For 2021 ONLY, exhibitors who were in their first 4-H dog year in 2020 may remain as first year exhibitors for 2021 OR may choose to move up to the Open class.**
- **CLASS 503 Intermediate Open Showmanship - 4 Entries per County**
  - This class is for exhibitors who are 11-13 years old as of December 31 of the previous year and have previous experience in Showmanship.
- **CLASS 504 Intermediate Advanced Showmanship - 4 Entries per County**
  - This class is for exhibitors who are 11-13 years of age as of December 31 of the previous year placing 1<sup>st</sup> thru 10<sup>th</sup> with a qualifying score in Intermediate Open at a previous State Dog Fair.
    - **EXCEPT - 2020 State 4-H Dog Trials EXHIBITORS placing 1<sup>st</sup> thru 5<sup>th</sup> in Intermediate Open with a qualifying score must enter Intermediate Advanced Showmanship**
- **CLASS 505 Senior Novice Showmanship - 4 Entries per County**
  - This class is for exhibitors who are 14-18 years old as of December 31 of the previous year, are in their 1st year of participation in the project and have no prior experience with any other dog showing entity. **\*For 2021 ONLY, exhibitors who were in their first 4-H dog year in 2020 may remain as first year exhibitors for 2021 OR may choose to move up to the Open class.**
- **CLASS 506 Senior Open Showmanship - 4 Entries per County**
  - This class is for exhibitors who are 14-18 years old as of December 31 of the previous year and have previous experience in Showmanship
- **CLASS 507 Senior Advanced Showmanship - 4 Entries per County**
  - This class is for exhibitors who are 14-18 years of age as of December 31 of the previous year placing 1<sup>st</sup> thru 10<sup>th</sup> with a qualifying score in Senior Open at a previous State Dog Fair.
    - **EXCEPT - 2020 State 4-H Dog Trials EXHIBITORS placing 1<sup>st</sup> thru 5<sup>th</sup> in Senior Open with a qualifying score must enter Senior Advanced Showmanship**
- **Class 508 Master Showman Class – Unlimited entries, if eligibility has been met**
  - Intermediate and Senior Grand Champion and Reserve Grand Champion Showmen from any previous State 4-H Dog Trials are required to enter the Master Showman class.
    - If the exhibitor is in the Intermediate age group, when they become a Senior (at age 14) they can either stay in the Master Showman class or move to the Senior Advanced class only.
    - If the exhibitor who has shown in Master Showman in past years should get a new dog, they may choose to either stay in the Master Showman class or to enter the Advanced class in whichever age division they belong in (Intermediate or Senior).
    - Once an exhibitor has won Grand Champion Master Showman they are required to show in Master Showman for their remaining years as a 4-H exhibitor with the same dog they won Grand Champion.
    - **Master Showman classes will be judged by three (3) separate judges. If the pandemic dictates a reduced number of people in the show space - this class may be judged by the same judge three (3) separate times with scores combined.**

## **SHOWMANSHIP GENERAL RULES**

1. Junior, Intermediate and Senior Novice classes are for those exhibitors who are in their first year of Showmanship training and have no prior outside Showmanship experience as determined by the County. If prior experience is determined by the County, the exhibitor must move into Open class competition in his/her appropriate age group. The experience level of the dog is not taken into consideration for Showmanship class placement. **\*For 2021 ONLY, exhibitors who were in their first 4-H dog year in 2020 may remain as first year exhibitors for 2021 OR may choose to move up to the higher class (see Dog Level Progression Chart).**

2. Showmanship Classes: Each County is limited to **four entries per class** for any Showmanship class for a total of 32 entries. There is no limit on entries for Master Showman, if eligibility has been met.

3. **Each exhibitor entered at the State 4-H Dog Trials must have earned a qualifying score of 170 or above (165 was the qualifying score for 2020 ONLY - 2021 will be 170) at a 4-H dog show during the current project year.**

4. All exhibitors must have complied with each County's eligibility rules for State 4-H Dog Trials participation. **Exhibitors must enter State 4-H Dog Trials in the same class in which they qualified at their County Level with the same dog in the same 4-H year.** Exceptions are allowed under circumstances listed in dog eligibility section.

5. Rules governing Intermediate and Senior Advanced Showmanship

- A. Any exhibitor who has placed in the top 10 (thus earning a qualifying score) in the Intermediate or Senior Open classes at any previous State Fair **prior to 2020** must show in Intermediate or Senior Advanced Classes for their remaining years in that age group. **Any exhibitor who has placed in the top five (5) in the Intermediate or Senior Open classes at the 2020 State Fair must show in Intermediate or Senior Advanced Classes for their remaining years in that age group.**

- i. If an exhibitor who has shown in the Intermediate or Senior Advanced classes gets a new dog, they have the choice to either continue showing Advanced classes or move back to Open Class in their respective age groups. If the exhibitor chooses to move back to Open Class in their respective age group with a new dog, they must then qualify the new dog to move to the

Advanced classes by placing in the top ten **(Top 5 for 2020)** at State 4-H Dog Trials.

- B. An exhibitor who has moved up by age from either the Intermediate Open or Advanced class may choose to show in Senior Advanced by advice of their leader and taking into consideration the caliber of the exhibitor. Some reasons for choosing this move are:
  - i. The exhibitor placed Grand Champion or Reserve Grand Champion at a State 4-H Dog Trials in Intermediate Showmanship.
  - ii. The exhibitor has received Best Junior Handler awards from any national dog club.

## **GENERAL SHOWMANSHIP TIPS**

1. A brush, comb and a drool rag will be allowed in the ring. No other equipment is permitted.
2. Depending on what you are wearing in the Showmanship ring, use proper kneeling etiquette. If you are in a skirt, it is best to kneel on both knees. If you are wearing pants, it would be appropriate to kneel on only one knee. See General Contest Rules for 4-H Dress Code.
3. Exhibitors with smaller breeds will be expected to show their dogs on a table. Judges will take into consideration the size and physical abilities of the handler. **For more information please see the dog project manual pg. 105: "Dog Resource Handbook" from The Ohio State University 2018 edition.** A more complete list is available on the American Kennel Club website at [www.akc.org](http://www.akc.org).
4. If the exhibitor is showing a mixed-breed dog; they should determine what breed their dog most resembles and show in the manner of that breed. If you have a mixed breed dog, you can go to AKC website and look at different pictures of the breeds of dog to decide which breed your dog looks most like. **—see Dog Project Manual pg. 16: "Dog Resource Handbook" from The Ohio State University 2018 edition.**
5. No dog tags should be on the dog when showing in the ring. Only the correct equipment for a Showmanship class should be used. It is very important that your dog wear tags always, except when in the show ring. **see Dog Project Manual pg. 112: "Dog Resource Handbook" from The Ohio State University 2018 edition.**
6. **A written Showmanship Test will take place outside the ring. This test will be proctored by trained volunteers or Superintendents in a separate area. Exhibitors will have an assigned Showmanship test time (posted on the live**

scoring link) during which they are able to complete their test. Exhibitors will have the choice of either answering these questions verbally or on paper. A separate area will be designated for verbal Showmanship testing.

- A. Additionally, the Showmanship judge may ask exhibitors one or two 4-H approved questions about their dog in the ring.
  - B. Example questions would be "What type of breed is your dog?" or "What AKC breed group is your dog?"
7. Showmanship score sheets can be reviewed at <http://co4h.colostate.edu/program-areas/state-fair-information/contest-score-sheets/>
  8. During the Showmanship class each area of judging will be judged throughout the entire class. The score will reflect the exhibitor's ability to perform these items throughout the class, and not just one time. For example: the dog should be stacked (either hand stacked or free stacked) upon entering the ring, during the exam, after the pattern, and any time they are in the line-up. The "set-up" score will reflect these times when the dog is stacked.

## **OBEDIENCE**

### **OBEDIENCE GENERAL RULES**

1. All 4-H Obedience classes will be patterned after the latest AKC Obedience guidelines whenever possible, except that dog registry with AKC is not required. Some exercises and rules may have been adapted from AKC to better serve the exhibitor of this program.
2. In all Obedience classes, ten points will be deducted for the following: strong correcting, disciplining, fouling the ring, excessive barking, leaving the ring, rules violation or showing fear.
3. Handlers entered in B classes will be judged at a higher skill level (handler errors) than handlers entered in A classes.
4. Allowed collars in Obedience classes include: Flat or rolled leather with buckle or snap closure. Flat or rolled nylon collars with buckle or snap closure. Metal choke chain. No halties, gentle leaders, harnesses, or pinch collars will be allowed in the show ring. Collars and leads must be 2 separate pieces. Slip leads are not allowed.
5. The length of your Obedience leash should be six feet for **Beginner Novice & Novice** classes.
6. No dog tags can be on the dog when showing in the ring. This includes name tags, rabies tags, or anything else that hangs from the dog's collar. It

is very important that your dog wear tags always, except when in the show ring. **see Dog Project Manual pg. 71: "Dog Resource Handbook" from The Ohio State University 2018 edition. (Please note the difference between training equipment and show equipment)**

7. If an exhibitor has two dogs in the same class, they must choose one dog for the group sits and downs. The other dog must be handled by a currently enrolled 4-H exhibitor for the group sits and downs.
8. Each County may qualify exhibitors for State 4-H Dog Trials Obedience classes by a selection procedure most appropriate to its own County program in compliance with the Dog Level Progression Chart and eligibility requirements. Qualification at this 'County Level' could require a qualifying score at County Fair or, if allowed by the County, earning a qualifying score at a 4-H Dog Show.
9. The best way to check what is expected in the various classes is to check out the score sheet posted on the Colorado State 4-H website: <http://co4h.colostate.edu/program-areas/state-fair-information/contest-score-sheets/>
10. A guide to what is expected in each class is being developed and will be posted soon to the 4-H website. You may also check on the AKC website for information but know that 4-H requirements might vary from AKC requirements. For non-AKC classes such as Beginner Novice and Pre-Grad please read the exercise descriptions. "Dog Resource Handbook" from The Ohio State University 2018 edition can also be of help.
- 11. For 2021 ONLY -- \*Due to circumstances of the COVID-19 in 2020, exhibitors will have the option to repeat the Obedience classes they showed in for 2020. \*For 2021 ONLY, exhibitors who were in their first 4-H dog year in 2020 may remain as first year exhibitors for 2021 OR may choose to move up to the next highest class (refer to State Dog Progression Chart).**
- 12. Exhibitors qualifying in an Obedience class at County Level regardless if they attend State 4-H Dog Trials, are strongly recommended to move to the next appropriate class the following year (see State Class Progressions Chart).**
- 13. Exhibitors may choose to enroll in a higher Obedience class then what is directed by the Dog Level Progression Chart with the approval of the County Dog Superintendent.**

## **OBEDIENCE CLASS DESCRIPTION & ELIGIBILITY REQUIREMENTS**

### **PLEASE REVIEW THE COLORADO STATE 4-H DOG LEVEL PROGRESSION CHART FOR CLARIFICATION ON CLASS PROGRESSION.**

A dog with any other Obedience title from any national dog association (AKC, UKC, CKC, ASCA, etc.) is disqualified from entering the class for which the degree was awarded, or any lower class, except if that title was won less than four months before the State 4-H Dog Trials. Please refer to the Dog Eligibility Rules for more information.

- **CLASS 509 Puppy Class**
  - This class is available at the County Level but is not available at the State 4-H Dog Trials. You can also see a further description of this class in the Dog Level Progression Chart.

### **BEGINNER NOVICE OBEDIENCE DIVISION**

- **CLASS 510 Beginner Novice A - 4 Entries per County**
  - This class is open only to exhibitors and their dogs in their first year of dog Obedience training work. Dogs that receive a qualifying score in Beginner Novice A (BNA) are eligible to compete in Beginner Novice B (BNB) the following year at State 4-H Dog Trials.
- **CLASS 511 Beginner Novice B – 4 Entries per County**
  - This class is open only to second or higher year of Beginner Novice training and must be the same exhibitor and dog team that showed at BNA the previous year. Exhibitor and Dog teams may stay in this class until they receive a qualifying score at County Level or State 4-H Dog Trials.
- **CLASS 512 Beginner Novice C-1 – 4 Entries per County**
  - This class is open to first-year project exhibitors with an experienced/trained/titled dog OR an experienced handler with new dog. ALL Beginner Novice C-1 (BNC-1) exhibitors can move with the same dog to the Beginner Novice C-2 (BNC-2) class in their 2nd year.
- **CLASS 513 Beginner Novice C-2 – 4 Entries per County**
  - This class is open only to second or higher year of Beginner Novice training and must be the same exhibitor and dog team that showed at BNC-1 the previous year. Exhibitor and Dog teams may stay in this

class until they receive a qualifying score at County Level or State 4-H Dog Trials.

### **NOVICE OBEDIENCE DIVISION**

- **CLASS 514 Novice A – 4 Entries per County**
  - This class is open to exhibitors with no prior experience in Novice Obedience Dog Training.
- **CLASS 515 Novice B - 4 Entries per County**
  - This class is open to experienced exhibitors in their second year or above of Novice Obedience Training who did not earn a qualifying score in Novice A Obedience.

### **GRADUATE NOVICE OBEDIENCE DIVISION**

- **CLASS 516 Pre-Graduate Novice A – 4 Entries per County**
  - This class is open to exhibitors with no prior experience in Pre-Graduate Novice Training.
- **CLASS 517 Pre-Graduate Novice B – 4 Entries per County**
  - This class is open only to second or higher year of Pre-Graduate Novice training who did not earn a qualifying score in Pre-Graduate Novice A. Exhibitor and Dog teams may stay in this class until they receive a qualifying score at County Level or State 4-H Dog Trials.
- **CLASS 518 Graduate Novice A – Unlimited Entries per County**
  - This class is for exhibitors in their 1st year of Graduate Novice Class training
- **CLASS 519 Graduate Novice B – Unlimited Entries per County**
  - This class is for exhibitors in their 2nd or higher year of Grad Novice training OR for members who did not earn a qualifying score in Graduate Novice A. Exhibitor may stay in this class until ready to move up to Open Obedience regardless of whether a qualifying score is earned in Graduate Novice B.

### **ADVANCED OBEDIENCE DIVISION**

- **CLASS 520 Open A – Unlimited Entries per County**
  - This class is for exhibitors in their first year of Open Obedience Training.
- **CLASS 521 Open B – Unlimited Entries per County**
  - This class is open only to second or higher year of Open Obedience training OR for exhibitors who did not earn a qualifying score in Open A. Exhibitor and Dog teams

may stay in this class until ready to move up to Graduate Open Obedience regardless of whether a qualifying score is earned in Open B.

- **CLASS 522 Graduate Open A – Unlimited Entries per County**
  - This class is for exhibitors in their first year of Graduate Open Obedience Training.
- **CLASS 523 Graduate Open B – Unlimited Entries per County**
  - This class is open only to second or higher year of Graduate Open Obedience training OR for exhibitors who did not earn a qualifying score in Graduate Open A. Exhibitor and Dog teams may stay in this class until ready to move up to Utility Obedience regardless of whether a qualifying score is earned in Graduate Open B.
- **CLASS 524 Utility A – Unlimited Entries per County**
  - This class is for exhibitors in their first year of Utility Obedience Training.
- **CLASS 525 Utility B – Unlimited Entries per County**
  - This class is open only to second or higher year of Utility Obedience training OR for exhibitors who did not earn a qualifying score in Utility A. Exhibitor and Dog teams may stay in this class for the remainder of their 4-H years.

#### **VETERANS OBEDIENCE DIVISION**

1. The Veteran Obedience Division is an optional Division for any dog **7 years old or over** who may no longer be able to jump the standard regulation height due to age, injury, joint issues, comfort, etc.
2. Veteran Obedience Division dogs will be required to jump  $\frac{1}{2}$  of their regulation jump height. They will be required to perform all exercises in their class; jump height will be the only difference from the regular class (refer to the Regulation Jump Height chart below).
3. Once a veteran dog can no longer jump at least  $\frac{1}{2}$  their regulation jump height they must be moved to a veteran class that does not require jumping. They will be judged at  $\frac{1}{2}$  their regulation jump height.
4. Dogs shown as a Veteran are eligible for Champion and Reserve Champion in each class in the Veteran's Division and a Grand and Reserve Grand overall will be awarded to the highest scoring dogs in the Veteran's Division.

- A. It is the choice of the exhibitor, the exhibitor's parent, and the exhibitor's trainer and veterinarian as to giving a dog Veteran's designation.
  - B. Veteran dogs will compete in the Obedience class the exhibitor chooses, from Novice up through Utility.
  - C. A veteran dog may change Obedience classes in either direction each year as their health determines.
5. Veterans Obedience Division Scores will be calculated as follows
    - A. Novice: judge's score
    - B. Pre-Grad-Novice: judge's score plus 3 points
    - C. Grad Novice: judge's score plus 6 points
    - D. Open: judge's score plus 9 points
    - E. Grad Open: judge's score plus 12 points
    - F. Utility: judge's score plus 15 points
  6. If a dog is entered as a Veteran during a project year, they may go back to regular Obedience the following year; however, they must go back to the level they would have been competing at before they moved to veterans.
- **CLASS 526 Novice Veterans – 4 Entries per County**
  - **CLASS 527 Pre-Graduate Novice Veterans – 4 Entries per County**
  - **CLASS 528 Graduate Novice Veterans – Unlimited Entries per County**
  - **CLASS 529 Open Veterans – Unlimited Entries per County**
  - **CLASS 530 Graduate Open Veterans – Unlimited Entries per County**
  - **CLASS 531 Utility Veterans – Unlimited Entries per County**

#### **OBEDIENCE JUMP INFORMATION**

1. There are 3 types of jumps that may be used in Obedience classes: the Bar Jump, the High Jump and the Broad Jump. The dog must jump their regulation height and width for their class. The Broad Jump will cover a distance equal to **twice** the standard height of the High or Bar Jump setting. For the Broad Jump the correct number of boards must be used for the width being jumped. Refer to the chart for proper jump regulations.
  - a. Broad Jump Distances:
    - i. Four boards are used for 48-72 inches

- ii. Three boards are used for 28-44 inches
- iii. Two boards are used for 16-24 inches

When decreasing the number of boards in the Broad Jump, the tallest hurdle is removed first.

- 2. **Breed Exceptions – Jumps:** Some breeds, because of their conformation, have exceptions granted for their jump heights. Please check the AKC Website under the Obedience rules for the current chart of exceptions of breeds for these jumps. The website for AKC is: [www.akc.org](http://www.akc.org)
- 3. Standard Obedience Jump Heights for the High and Bar Jumps

4.

Standard Jump Height Table	
Measured height of dog at withers	Minimum height to be jumped
Less than 7½"	4"
7½" to 9"	8"
Greater than 9" up to 11"	10"
Greater than 11" up to 13"	12"
Greater than 13" up to 15"	14"
Greater than 15" up to 17"	16"
Greater than 17" up to 19"	18"
Greater than 19" up to 21"	20"
Greater than 21" up to 23"	22"
Greater than 23" up to 25"	24"
Greater than 25" up to 27"	26"
Greater than 27" up to 29"	28"
Greater than 29" up to 31"	30"
Greater than 31" up to 33"	32"
Greater than 33" up to 35"	34"
Greater than 35" up to 37"	36"
Greater than 37"	36"

Source: <https://images.akc.org/pdf/rulebooks/RO2999.pdf>

## RALLY

**Saturday:** Rally Intermediate, Advanced, Excellent, Advance/Excellent and Masters; Rally Team Classes

**Sunday:** Rally Novice Classes

### RALLY GENERAL RULES

All 4-H Rally classes will be patterned after the latest AKC Obedience guidelines whenever possible, except that dog registry with AKC is not required. Some exercises and rules may have been adapted from AKC to better serve the exhibitors of this program.

**There are no classes for veteran dogs in Rally. -- All dogs MUST be able to perform the required items.**

- 1. In all classes a non-qualifying (NQ) will be administered in the Rally classes for the following: strong correcting, disciplining, fouling the ring, excessive barking, consistently tight lead, knocking over a jump, or a sign not attempted by a handler.
- 2. Handlers entered in B classes will be judged at a higher skill level (handler errors) than handlers entered in A classes.
- 3. Allowed collars in Rally classes include: Flat or rolled leather with buckle or snap closure. Flat or rolled nylon collars with buckle or snap closure. Metal choke chain. No halties, gentle leaders, harnesses, or pinch collars will be allowed in the show ring. Collars and leads must be 2 separate pieces. Slip leads are not allowed.
- 4. No dog tags can be on the dog when showing in the ring. This includes name tags, rabies tag, or anything else that hangs from the dog's collar. It is very important that your dog wear tags always except when in the show ring.
- 2. All jump heights will conform with current (as of January 2021 rules and regulations) AKC Rally height and broad jump recommendations. The standard AKC jump requirements for Rally are as follows:

3.

HEIGHT OF DOG AT WITHERS	HIGH OR BAR JUMP HEIGHT TO BE JUMPED	BROAD JUMP DISTANCE TO BE JUMPED
Less than 10 inches	4 inches	8 inches (1 board)
10 inches to less than 15 inches	8 inches	16 inches (2 boards)
15 inches to less than 20 inches	12 inches	24 inches (2 boards)
20 inches and over	16 inches	32 inches (3 boards)



4. Each exhibitor will be allowed only one run in each class with the dog who has qualified for that class.
5. Walk-throughs will be announced. Exhibitors will not be allowed to walk through the pattern at any time other than the official walk-through time.
6. Please refer to the Colorado State 4-H Dog Project Rally Obedience Rules and Regulations for Exhibitors, Judges and Stewards for complete information. <http://co4h.colostate.edu/program-areas/state-fair-information/>
7. Each County may qualify exhibitors for State 4-H Dog Trials for Rally classes by a selection procedure most appropriate to its own County program in compliance with the Dog Level Progression Chart and eligibility requirements. Qualifications at this 'County Level' could require a qualifying score at County Fair or, if allowed by the County, earning a qualifying score at a 4-H Dog Show.
8. For 2021 ONLY -- \*Due to circumstances of the COVID-19 in 2020, exhibitors will have the option to repeat the Rally classes they showed in for 2020. \*For 2021 ONLY, exhibitors who were in their first 4-H dog year in 2020 may remain as first year exhibitors for 2021 OR may choose to move up to the next highest class (refer to State Dog Progression Chart).
9. Exhibitors qualifying in a Rally class at County Level regardless if they attend State 4-H Dog Trials, are strongly recommended to move to the next appropriate class the following year (see State Class Progressions Chart).
10. Exhibitors may choose to enroll in a higher Rally class than what is directed by the Dog Level Progression Chart with the approval of the County Dog Superintendent.

#### **RALLY CLASS DESCRIPTIONS & ELIGIBILITY REQUIREMENTS**

##### **PLEASE REVIEW THE COLORADO STATE 4-H DOG LEVEL PROGRESSION CHART FOR CLARIFICATION ON CLASS PROGRESSION.**

A dog with any other Rally title from any national dog association (AKC, UKC, CKC, ASCA, etc.) is disqualified from entering the class for which the degree was awarded, or any lower class, except if that title was won less than four months before the State 4-H Dog Trials. Please refer to the Dog Eligibility Rules for more information.

- **CLASS 532 Rally Novice A – 4 Entries per County**

- This class is for exhibitor and dog teams in their first year of Rally training. Exhibitor and dog teams may only compete in Rally Novice A for one year. An experienced handler who is starting a new dog should enter the Rally Novice B class.

- **CLASS 533 Rally Novice B – 4 Entries per County**

- This class is for any exhibitor and dog teams in their second year or above of Rally training who have not received a qualifying score in Rally Novice A OR who are starting a new dog that has never competed in Rally. Exhibitors can compete in this class until they have obtained a qualifying score.

- **CLASS 534 Rally Intermediate A – 4 Entries per County**

- This class is for exhibitor and dog teams in their first year of Intermediate Rally training who have not received a qualifying score in Intermediate Rally. A member may only compete in this class for one year with the same dog.

- **CLASS 535 Rally Intermediate B Class – 4 Entries per County**

- This class is for any exhibitor and dog teams in their second year or above of Rally Intermediate training who have not received a qualifying score in Rally Intermediate. Exhibitors can compete in this class until they have obtained a qualifying score in Rally Intermediate.

- **CLASS 536 Rally Advanced A Class – 4 Entries per County**

- This class is for exhibitor and dog teams in their first year of Advanced Rally training who have not received a qualifying score in Advanced Rally. Exhibitor and dog teams may only compete in this class for one year with the same dog.

- **CLASS 537 Rally Advanced B Class – 4 Entries per County**

- This class is for any exhibitor and dog teams in their second year or above of Rally Advanced training who have not received a qualifying score in Rally Advanced. Exhibitors can compete in this class until they have obtained a qualifying score in Rally Advanced.

- **CLASS 538 Rally Excellent A Class – 4 Entries per County**

- This class is for exhibitor and dog teams in their first year of Excellent Rally training who have not received a qualifying score in Excellent Rally. Exhibitor and dog teams

may only compete in this class for one year with the same dog.

- **CLASS 539 Rally Excellent B Class – 4 Entries per County**
  - This class is for any exhibitor and dog teams in their second year or above of Rally Excellent training who have not received a qualifying score in Rally Excellent. Exhibitors can compete in this class until they have obtained a qualifying score in Rally Excellent.
- **CLASS 540 Rally Advanced/Excellent A – 4 Entries per County**
  - This class is for exhibitor and dog teams in their first year of Advanced/Excellent Rally training who have not received a qualifying score in Advanced/Excellent Rally. Exhibitor and dog teams may only compete in this class for one year with the same dog.
- **CLASS 541 Rally Advanced/Excellent B – 4 Entries per County**
  - This class is for any exhibitor and dog teams in their second year or above of Rally Advanced/Excellent training who have not received a qualifying score in Rally Advanced/Excellent. Exhibitor and dog teams can compete in this class until they have obtained a qualifying score in Rally Advanced. Exhibitor and dog teams may continue to compete in this class for their remaining years in the program.

**For Rally Masters:** It is optional for exhibitor and dog teams to move up to Masters after Rally Advanced/Excellent. However, once the exhibitor and dog team has shown in Rally Masters at the State 4-H Dog Trials, that exhibitor and dog team is no longer eligible to compete in a lower level.

- **CLASS 542 Rally Masters A – Unlimited Entries per County**
  - This class is optional for any exhibitor and dog teams in their first year of Rally Masters training. Exhibitor and dog teams need to qualify in the Master's class at the County Level to compete in this class at the State 4-H Dog Trials.
- **CLASS 543 Rally Masters B – Unlimited Entries per County**
  - This class is optional for any exhibitor and dog teams in their second year or above in Rally Masters training. Exhibitor and dog teams may continue to compete in this class for their remaining years in the program.

- **CLASS 544 Team Rally – 2 Team Entries per County**
  1. Counties may enter up to two teams of four exhibitor and dog teams. Counties need to enter each exhibitor and dog team separately and specify in the description what team they will be on. Example: Entry: Sadie Smith; Dog name: Lucky; Description: Boulder Team 1
  2. Counties may put together teams as they deem fit. But the teams must be entered in 4HOnline by the State 4-H Dog Trials entry deadline.
  3. If a County does not have four exhibitors to complete a Rally Team, but still has exhibitors that want to enter Team Rally, it will be the responsibility of the County to find extra exhibitors and get them entered correctly. State 4-H Dog Trials Superintendents will no longer build teams on site.
  4. Only one dog per exhibitor on a team.
  5. Only exhibitors who have competed at the INTERMEDIATE LEVEL or ABOVE may be entered on a Rally Team. Exhibitors who have only competed as a Rally Novice or who have never competed in Rally are not eligible for a Rally Team.
  6. Five dogs may be entered, one to be considered an alternate.
  7. Alternate exhibitor and dog team is an exhibitor and dog team that is a back-up for any one of the four actual performing dogs that, for any reason, cannot perform. Alternate exhibitor and dog teams will only be allowed to compete for the team they are assigned as an alternate. Alternates will not be used to create more teams.
  8. If an alternate exhibitor and dog team is to be used, ring stewards and judge must be notified which exhibitor and dog team is being switched out for the alternate 15 minutes before the teams start so that the score sheet can reflect the change.
  9. No dog may be used on more than one team.
  10. Champion and Reserve Champion ribbons will be awarded to the top two winning teams.

11. Total team scores will be determined by the four-exhibitor's individual (alternate's score to be count if he/she was properly entered as a substitute).
12. If a County already has the two teams filled, they cannot enter any more exhibitors.

Team Rally is for any 4-H exhibitor who is interested in competing in Rally as a team. Teams will compete against each other for the highest score as a whole team. The total possible score in team Rally is 400. If there is a tie, the tie will be broken by the team with the quickest time. All team exhibitors will run the course individually, with the team time running continuously. Time will start when the judge gives the first exhibitor of the team the forward command from the "Start" sign. The subsequent dog for each team starts when the previous handler for the team passes the "Finish" sign without an additional command of "Forward" by the judge. Timing for each team will begin when the judge commands the first handler in the team to begin with the command "Forward" and will stop when the fourth handler from the team passes the finish line.

**Be sure to read through to the end for more information on awards, volunteers, day-of show, and glossary.**

## AGILITY

**Saturday, September 18:** State Fair Dog Agility Trial @ The Calhan Fairgrounds in El Paso

**Sunday, September 19:** State Fair Dog Agility Trial @ The Calhan Fairgrounds in El Paso

### AGILITY GENERAL RULES

For the State 4-H Agility Contest, 4-H exhibitors will need to qualify to compete in this contest.

Full State Fair Dog Agility Trials Rules below and at <http://co4h.colostate.edu/statefair/score-sheets/Agility-rules.pdf>

### AGILITY CLASS DESCRIPTION & ELIGIBILITY REQUIREMENTS

**PLEASE REVIEW THE COLORADO STATE 4-H DOG LEVEL PROGRESSION CHART FOR CLARIFICATION ON CLASS PROGRESSION.**

- **Class 550 Foundation Standard – Unlimited Entries per County**
- **Class 551 Novice Standard-Regular – Unlimited Entries per County**
- **Class 552 Novice Standard-Veteran – Unlimited Entries per County**
- **Class 553 Intermediate Standard -Regular – Unlimited Entries per County**
- **Class 554 Intermediate Standard-Veteran – Unlimited Entries per County**
- **Class 555 Advanced Standard-Regular – Unlimited Entries per County**
- **Class 556 Standard -Veteran – Unlimited Entries per County**
- **Class 557 Foundation Jump – Unlimited Entries per County**
- **Class 558 Novice Jump-Regular – Unlimited Entries per County**
- **Class 559 Novice Jump -Veteran – Unlimited Entries per County**
- **Class 560 Intermediate Jump -Regular – Unlimited Entries per County**
- **Class 561 Intermediate Jump-Veteran – Unlimited Entries per County**
- **Class 562 Advanced Jump -Regular – Unlimited Entries per County**
- **Class 563 Advanced Jump -Veteran – Unlimited Entries per County**

### RESOURCE LINK:

<http://co4h.colostate.edu/statefair/score-sheets/Agility-rules.pdf>

### AGILITY WAIVER:

[co4h.colostate.edu/statefair/DogAgilityWaiver.pdf](http://co4h.colostate.edu/statefair/DogAgilityWaiver.pdf)

### **Colorado State 4-H Agility Rules**

*Table of Contents*

<b>Chapter 1 .....</b>	<b>29</b>
What is Agility? .....	29
Purpose of Agility .....	29
Safety Rules .....	29
Heeling Pretest.....	31

Disabled Handlers .....	32	Performance: .....	39
<b>Chapter 2</b> .....	<b>32</b>	Tire (Circle) Jump:.....	39
Standard Agility Classes - Descriptions / Requirements.....	32	Performance: .....	39
Foundation Standard .....	32	Broad Jump: .....	39
Novice Standard (Regular and Veteran) .....	32	Performance: .....	40
Intermediate Standard (Regular and Veteran) ...	32	Obstacle and Jump Positions. ....	40
Advanced Standard (Regular and Veteran).....	33	<b>Chapter 5</b> .....	<b>40</b>
Chart of Obstacle Requirements for Standard Classes .....	34	Helpers:.....	40
Jumpers Agility Classes - Descriptions / Requirements.....	34	Judge's Responsibilities: .....	40
<i>Foundation - Jumpers without weaves</i> .....	34	<b>Chapter 6</b> .....	<b>42</b>
Novice - Jumpers without weaves (Regular and Veteran) .....	34	<b>Appendix 1: Official Height Card</b> .....	<b>43</b>
Intermediate - Jumpers without weaves (Regular and Veteran).....	34		
Advanced- Jumpers without weaves (Regular and Veteran) .....	35		
<b>Chapter 3</b> .....	<b>35</b>		
Scoring.....	35		
Standard Faults - charged at 5 points: .....	35		
Major Faults - charged at 10 points: .....	35		
Elimination (incomplete): .....	36		
Elimination: (these offenses shall be immediately reported to the Trial chair). ....	36		
Time:.....	36		
Final Score: .....	36		
Ribbons and Awards .....	36		
<b>Chapter 4</b> .....	<b>37</b>		
Obstacles. ....	37		
A-Frame:.....	37		
Performance:.....	37		
Dog Walk: .....	37		
Performance:.....	37		
Seesaw (or Teeter-Totter):.....	37		
Performance: .....	37		
Pause Table:.....	38		
Performance:.....	38		
Open Tunnel:.....	38		
Performance: .....	38		
Weave Poles: .....	38		
Performance:.....	38		
Bar Jumps: .....	38		
Performance: .....	38		
Double Bar Jump:.....	38		
Performance: .....	39		
Triple Bar Jump:.....	39		

## **Chapter 1 - Introduction and General Rules**

### **What is Agility?**

Patterned after equestrian show jumping, dog agility combines the elements of a dog's agility, briskness, confidence, and a handler's control over an obstacle course designed for dogs. It is a fun sport with great spectator appeal.

Agility is one component within the 4-H dog project. All general rules applying to the dog project as a whole will also apply to Agility.

### **Purpose of Agility**

- Add new members and maintain established members in the dog project.
- Provide positive motivational training methods and interactions with the dog.
- Enhance a working relationship between the dog and handler.
- Provide a better-conditioned dog and handler.
- Promote good sportsmanship and citizenship.
- Promote a better-rounded handler/dog team.
- Add confidence to both dog and handler.
- Provide a variety of competitive areas for the Dog Project.

### **Safety Rules**

Because the safety of both dogs and handlers is of paramount importance, the following rules will be enforced.

1. All competitors in agility must be active in their county's dog project and exhibit in showmanship and either obedience or rally at a county qualifying event.
2. Dogs and handler must be trained on all equipment within a specified class to compete. Either 4-H classes or those of a recognized training school will be accepted. Simply working with your dog in the back yard or a dog park is not acceptable.
3. Dogs must be a minimum of 12 months old to compete in the foundation standard and foundation jumpers' classes. Dogs must be a minimum of 15 months old to compete in all other agility classes. Dogs competing in either of the foundation classes must jump a lower jump height (Preferred Jump Height). It is recommended that dogs be a minimum of 15 months old to begin heavy agility training and larger breeds be at least 18 months old. This is because for most breeds the growth plates in the bones are still developing until the average age of fourteen months - even later for large breeds. The

final determinations for training age and the type of training must be made by the owner and trainer.

4. No dog with a physical or mental condition that would significantly impair their performance may participate. Some examples of these include (but are not limited to) hip dysplasia, disc problems, severely slipped stifles, shoulder problems, or overweight. All 4-H'ers are highly encouraged to consult their veterinarian before beginning agility training. All dogs competing in agility are required to have a medical certification form signed by a veterinarian. A judge, superintendent or the county trainer at state and county events will have the authority to stop the performance of any dog whose soundness they question.
5. Dogs that show signs of aggression toward humans or other dogs will not be permitted to participate.
6. A dog/handler team receiving a qualifying score at a State Agility Trial must advance to the next level the following year.
7. Female dogs in season are not permitted to compete in a trial. During training, it is at the discretion of the trainer or club.
8. All parents/guardians and members must sign the "4-H Dog Agility Release Form" about injury to dog and handler to participate in classes, shows, and demonstrations. This form will include a section stating that they have been trained on all pieces of equipment for their particular class level, and they will not attempt any piece of equipment on which they have not been trained, as well as the number of classes they attended.
9. Agility competitions must be performed on a level, shock absorbent surface that provides good footing for the take-off and landing of jumps. Outdoors on short grass, dirt, or any other footing commonly used in horse areas/arenas is ideal. It is recommended that dirt be packed hard enough to prevent injury to either dog or handler. A fully matted or carpeted area may provide an acceptable alternative. The judge will inspect the area to be used, and if it is unacceptable, will request a different location. In extreme cases, the show may need to be canceled.
10. The use of completely fenced area is encouraged (but not required).
11. A supervised warm-up area consisting of only a single jump will be provided in a specified area outside the ring. No obstacle or jump shall be permitted elsewhere on the show grounds for training, warm-up, or other preparatory purposes.
12. Judges will inspect all equipment prior to beginning the show, and may modify the requirements to the extent necessary to eliminate any piece of unsafe equipment.
13. All agility jumps must be of the type that have a displaceable bar or plank.

14. Dogs 7 years of age and older are eligible to compete in the Veterans division. Additionally dogs with minor physical disabilities (such as minor hip dysplasia) may compete in this level with a veterinarian's approval and provided documentation. Dogs competing in the veteran division will jump at a lower jump height (Preferred Jump Height).
15. The Superintendent is the final authority regarding 4H dog agility competition.
16. Additional rules
  1. Training aids and treats are not permitted on the course at a trial.
  2. Collars must be a flat buckle or rolled leather collar, but there shall be no attachments hanging or otherwise allowed on the collar, except for a 4"-6" tab (required in Foundation, optional in Novice and Intermediate). This shall not preclude painted or stitched designs or information on the collar. Dog's names and/or identifying information may appear on the collar. No title, awards, or advertising may appear on the collar. Dogs may be brought to the start line on slip leads, slip chains, body harnesses or other collars that are permitted on the trial grounds. Pinch/prong and electrical collars (dummy or not), head halters and special training collars are not allowed.
  3. Handlers may not jump over the jumps with their dogs.
  4. Handlers may not touch their dogs or an obstacle while running the course. Incidental contact that does not aid the dog on the course will not be penalized.
  5. Poor sportsmanship will not be tolerated. Any handler exhibiting poor sportsmanship such as swearing, yelling at their dog, striking the dog, pulling on their dog's fur or body parts, excessive corrections, loud complaints about other exhibitors or the judge, etc., will be eliminated.
  6. The judge will penalize any handler receiving outside assistance. In severe cases, the handler will receive an elimination. The show committee is also responsible for investigating any incidents of outside assistance reported to them. See standard faults (scoring section) for more information about this.
  7. A dog unable to complete the course for any reason (including leaving the ring and not immediately returning in control of the handler or ceasing to work for a significant period of time will receive an elimination.
  8. Any dog refusing an obstacle for the third time will be asked by the judge to go on to the next obstacle. Anyone not obeying the judge's order will be asked to leave the ring, receiving an elimination.
  9. Handlers may use voice commands, signals, or both. Handlers are encouraged to talk or cheer their dogs through the course. There is no penalty for multiple commands or verbal encouragement, but all must be in the spirit of good sportsmanship.
  10. Any dog fouling the ring during competition will be asked to leave the ring - receiving a disqualification. Vinegar, diet cola, or some other odor-neutralizing substitute should be on hand to clean fouled equipment. Fouled equipment may be removed from the course at the judge's discretion, and all dogs running the course previously may, at the judge's discretion, be required to rerun the course again.

11. Jump heights are as follows:

**Regular Jump Heights**

Dog's Height	Jump	Broad Jump Width
7" or under at the withers	4"	8"
11" or under at the withers	8"	16"
14" or under at the withers	12"	24"
18" or under at the withers	16"	32"
22" or under at the withers	20"	40"
Over 22" at the withers	24"	48"

**Preferred Jump Heights (veteran and foundation dogs)**

Dog's Height	Jump	Broad Jump Width
11" or under at the withers	4"	8"
14" or under at the withers	8"	16"
18" or under at the withers	12"	24"
22" or under at the withers	16"	32"
Over 22" at the withers	20"	40"

12. All handlers must possess an official Colorado State 4-H Dog Project Agility Height Card for the dog entered in the competition, signed by the measuring authority. Note that two separate measurements and two signatures are required. See Appendix 1. **Official height cards from outside agility venues will also be accepted.**
13. **Dogs may be measured by judge or show personnel at the State Agility Competition to receive a height card.**
14. All courses must have clearly designated starts and finishes. All obstacles must be sequentially numbered with numbered cones or some other movable system. The numbers must be a minimum of 4" tall.
15. A ring size of 80' x 100' or larger is recommended.
16. Obstacles on the course should be spaced approximately 18'-21' apart. In no case shall obstacles be spaced any closer than 15' apart.
17. Individual Counties shall determine the initial level at which each dog / handler team competes.

The safety of the team shall be the primary consideration when making this placement. A first year dog must compete in the Foundation

classes unless an outside (AKC, NADAC, USDAA, etc.) qualifying ribbon, scoresheet or title is presented to a trial official.

18. The handler should wear athletic shoes that provide good traction for running and protect the entire foot.
19. Handlers inappropriately dressed will be required to change their apparel before competing.

**Heeling Pretest**

Since all agility classes are off-leash, it is important that all dog/handler teams demonstrate control prior to a competitive trial.

In order to determine that your dog is under control at a specific venue, a pretest will be given to each dog/handler team entered in the Foundation Standard and/or the Foundation Jumpers classes. The team must come out onto the agility field and do a short off leash heeling pattern and off leash recall (off leash heeling includes: forward, left turn, right turn, about turn and halt with automatic sit.) At the judge's discretion, fast, slow, normal and a down may also be asked for. The actual heeling pattern is at the judge's discretion.

If you fail this pretest, you will not be allowed to compete at this venue. This is not obedience or rally: perfect healing is not necessary; overall control is.

## Disabled Handlers

4-H Members with disabilities are encouraged to take part in Dog Agility. The judge is to consider each case individually and make a fair and suitable adjustment for judging disabled handlers. The Judge's decision is final, as it is for all handlers in agility competition.

Courses and individual course times may be altered to accommodate handlers with disabilities. Hearing or verbally impaired handlers may use clickers or squeakers to aid in running their dog through the course. Judges may use flags or relay a signal to a course steward who will use a flag to communicate to the handler, if necessary.

When a course time adjustment is necessary, it is suggested to have the handler "test run" the course without their dog, going from obstacle to obstacle at a reasonable rate for the handler. The Judge will record the time using a stopwatch and determine an adjusted Course time for that handler, making sure to record the adjusted course time on the appropriate score sheet.

All Disabled handlers needing an adjusted Course Time should inform the Agility Coordinator as soon as possible that they would need an adjusted time. The Coordinator will inform the Judge as early as possible.

## **Chapter 2 - Agility Classes Offered at the Regional and State Level**

It should be noted that this list of classes is for Regional and State Shows and it does not prevent a county from offering a pre-agility class or games classes at county level shows. If such classes are offered at invitational shows a description must be included on your flyer.

Each class except Foundation is offered in both Regular and Veteran divisions. The Veteran division will use jump heights as described in the Preferred Jump Heights table while the Regular division will use the heights described in the Regular Jump Heights table.

## **Standard Agility Classes - Descriptions / Requirements**

### ***Foundation Standard***

This is an entry-level class with a simple "S", or "U" (horseshoe) course and consists of 8 to 10 obstacles.

The following obstacles are used:

- Open tunnel (1 to 3) (required)
- 12' dog walk (at elevation of 24") (required)
- A-Frame (9 foot, apex 5') (required)
- Bar Jumps (Winged or Wingless) (4 to 6) (required)
- Pause table (allowed)

There is no time limit provided the dog is willing and working.

Time will be used to break ties for Champion and Reserve Champion awards.

All dogs must be shown off leash. The use of an approved collar and tab is optional.

### ***Novice Standard (Regular and Veteran)***

This course is slightly more challenging than the simple "S", or "U" of the foundation class and consists of 10 to 14 obstacles. The following obstacles are used:

- A-Frame (9 foot, apex 5'6") (required)
- 12' dog walk (at elevation of 48") (required)
- Seesaw (12" high at the pivot point) (required)
- Weave Poles (set of six) (required)
- Pause table (allowed)
- Open tunnel (1 to 3 depending on availability) (required)
- Tire jump (required)
- Broad jump (allowed)
- Bar Jumps (Winged or Wingless) (4 to 6) (required)
- Time will be used to break ties for Champion and Reserve Champion awards.

All dogs must be shown off leash. The use of an approved collar and tab is optional.

### ***Intermediate Standard (Regular and Veteran)***

This course is slightly more challenging than a figure 8, similar to the AKC Novice class and consists of 14 to 16 obstacles.

The following obstacles are used:

- A-frame (9 foot, apex at 5'6") (required)
- 12' dog walk (at elevation of 48") (required)
- Seesaw (24" high at the pivot point) (required)



- Weave poles (set of six) (required)
- Pause table (allowed)
- Open tunnel (1-3) (required)
- Tire jump (required)
- Broad jump (allowed)
- Double Bar Jump (allowed)
- Bar Jump (Winged or Wingless) (4 to 8) (required)

Time will be used to break ties for Champion and Reserve Champion awards.

All dogs must be shown off leash. **The use of an approved collar is optional.**

***Advanced Standard (Regular and Veteran)***

The focus of the Advanced Agility Class is on enhanced obstacle performance with more handling required. The course will consist of 16 to 18 obstacles.

The following obstacles are used:

- A-Frame (9 foot, apex at 5'6") (required)
- Dog Walk (at elevation of 48") (required)
- Seesaw (24" high at the pivot point) (required)
- Weave Poles (set of 12) (required)
- Pause Table (allowed)
- Open Tunnel(s) (1-3 required)
- Bar Jumps (winged or wingless) (4-10) (required)
- Double Bar Jump (maximum 2) (required)
- Tire Jump (required)
- Broad Jump (maximum 1) (allowed)
- Triple Bar Jump (1 required)

Time will be used to break ties for Champion and Reserve Champion awards.

All dogs must be shown off leash. The use of an approved collar is optional.

### Chart of Obstacle Requirements for Standard Classes

Class	Foundation	Novice	Intermediate	Advanced	Notes
Total Obstacles	8-10	10-14	14-16	16-18	
Total Jumps	4-6 <sup>2</sup>	4-8	5-10	6-13	Includes all bar, double, triple, tire and broad jumps
A-Frame	1	1	1	1	
Pause Table	0-1	0-1	0-1	0-1	
Open Tunnel	1-3	1-3	1-3	1-3	
Dog Walk	1	1	1	1	
Bar Jumps	4-6 <sup>2</sup>	4-6	4-8	4-10	
Tire Jump	0	1	1	1	
Double Jump	0	0	0-1	1-2	
Weaves	0	6	6	12	
Seesaw	0	1	1	1	
Triple Jump	0	0	0	1	
Broad Jump	0	0-1	0-1	0-1	

<sup>2</sup> Minimum of 3 bar jumps in Foundation

### Jumpers Agility Classes - Descriptions / Requirements

#### Foundation - Jumpers without weaves

This should be a simple course with a basic "S", or "U" shape.

The course is to consist of 8-10 obstacles.

The following obstacles are used:

- Bar jumps (winged or wingless) (5-9) (required)
- Open Tunnel (1 to 3) (required)

Time will be used to break ties for Champion and Reserve Champion awards.

All dogs must be shown off leash. The use of an approved collar and tab is optional.

#### Novice - Jumpers without weaves (Regular and Veteran)

This should be a simple course. Angles between obstacles should not exceed 90 degrees. *Entrances to obstacles should never be adjacent to one another.* The course is to consist of 10 to 14 obstacles. The following obstacles are used:

- Bar Jumps (winged or wingless) (6-11) (required)
- Open Tunnel (1 to 3) (required)
  - Broad Jump (optional)

Time will be used to break ties for Champion and Reserve Champion awards.

All dogs must be shown off leash. The use of an approved collar and tab is optional.

#### Intermediate - Jumpers without weaves (Regular and Veteran)

The course is to consist of 14 to 16 obstacles.

The following obstacles are used:

- Bar Jumps (winged or wingless) (7-13) (required)
- Open Tunnel (1 to 3) (required) Broad Jump (1) OR Double Jump (1) (required)
- Tire Jump (1) (optional)

Time will be used to break ties for Champion and Reserve Champion awards.

All dogs must be shown off leash. The use of an approved collar is optional.

**Advanced- Jumpers without weaves (Regular and Veteran)**

The course is to consist of 16 to 18 obstacles.

The following obstacles are used:

- Bar Jumps (winged or wingless) (9-16) (required)
- Double Bar Jump (required)
- Triple Bar Jump (required)

- Open Tunnel (1 to 3) (required)
- Broad jump (optional)
- Tire Jump (optional)

Time will be used to break ties for Champion and Reserve Champion awards.

All dogs must be shown off leash. The use of an approved collar is optional.

**Chart of Obstacle Requirements for Jumpers Classes**

Class	Foundation	Novice	Intermediate	Advanced	Notes
Total Obstacles	8-10	10-14	14-16	16-18	
Total Jumps	5-9	6-12	7-14	10-17	Includes all bar, double, triple, tire and broad jumps
Bar Jumps	5-9	6-11	7-13	9-16	
Double Jump	0	0	0-1 <sup>2</sup>	1 <sup>3</sup>	
Broad Jump	0	0-1	0-1 <sup>2</sup>	0-1 <sup>3</sup>	
Open Tunnel	1-3	1-3	1-3	1-3	
Tire Jump	0	0	0-1	0-1	
Triple Jump	0	0	0	1	

<sup>2</sup> Either a Broad Jump OR a Double Jump may be used in Intermediate

<sup>3</sup> Either a Broad Jump, Double Jump, or both must be used in Advanced

**Chapter 3 - Scoring, Ribbons and Awards**

**Scoring**

**Standard Faults - charged at 5 points:**

*(Note that only 1 deduction of each type may be assessed per obstacle. For example, 2 refusals of an obstacle is assessed 5 points total.)*

- Knocking a bar off a hurdle - Applies whether it was the dog, the handler, or the leash that knocked the bar down.
- Touching the dog - Incidental touches not aiding the dog are expected and not charged.
- Dog steps on or walks over the Broad Jump
- Outside help or interference - Such as someone telling the handler which obstacle is next, any

commands or cues to the dog etc. 5 points up to elimination, depending on severity.

- Handler touching any obstacle Handler jumps over the jump with the dog
- Dog goes between the tire and the frame (dog must complete the tire jump properly to avoid the major fault of omitting the obstacle)
- Anticipation of table count - Dog gets off before the judge finished saying the word "go".

**Major Faults - charged at 10 points:**

- Omitting any obstacle - Includes being told by the judge to omit the obstacle or the handler omitting an obstacle by choice or by error.
- Wrong course - Taking an obstacle in the wrong order or going the wrong direction over an obstacle (including back-weaving three or more weave poles). If all 4 paws of a dog touches an obstacle not in sequence or in the wrong direction will be charged with a wrong course.

- Uncorrected improper entry to weave poles or failing to correct a skipped weave pole (Incorrect performance of an obstacle)
- Missed Contact Zone when exiting the equipment. (Yellow or contrasting color zone)
- Bailing off the seesaw - Before it tips down and touches the ground.
- Bailing off the dog walk - Before beginning the descending plank
- Failure to correct on pause table - For any dog that jumps off before the beginning of the word "go".

***Elimination (incomplete):***

- Dog who stops working and fails to resume within a reasonable time or leaves the ring without immediately returning under control
- Dog out of control
- An extreme amount of outside help
- An excessive amount of touching the obstacles or the dog
- Fouling the course
- Handler requests to leave the ring before completing run

***Elimination: (these offenses shall be immediately reported to the Trial chair).***

- Poor sportsmanship - including, but not limited to...swearing, treating a dog harshly, complaining loudly about judges or other exhibitors, using treats in the ring, failure to omit and go on to the next obstacle when instructed to do so by the judge.
- Abuse of dogs anywhere on the show grounds.
- A dog that attacks or threatens to attack a human or another dog.

***Time:***

- Time is used as a tie-breaker when doing placements with scores.

***Final Score:***

- A perfect score (clean run) is 100 points.
- Course faults are added together and subtracted from 100 to give the final score.
- The dog and handler team with the highest score is the winner.
- In the event of a tie, the team with the lowest time is the winner.

***Ribbons and Awards***

A perfect score is 100 points and is called a "Clean Run". All scores 70 and above are considered qualifying and are eligible for placement awards.

One Champion and one Reserve Champion will be awarded in all classes. No placement awards will be awarded for non-qualifying scores.

If champion and reserve champion awards are issued, they will be awarded to the top exhibitors in each class. In the event that two or more dogs tied with the same score, the dog with the fastest time will be champion and the second fastest dog will be reserve champion. No placement awards will be awarded for non-qualifying scores.

If there is a tie between two exhibitors for champion or reserve champion, the event committee may award up to two champion and reserve champion awards and no tie breaker is necessary. However, if there is a tie for champion with more than two participants a run-off will be conducted as specified under "Scoring". The winner of the run-off shall receive the champion award and the second place winner receiving the reserve champion award, with no additional awards given. If there is a tie for reserve champion with more than two participants a run-off will be conducted as specified under "Scoring". The winner of the run-off shall receive the reserve champion award and no other awards will be given.

Overall Grand Champion and Reserve Grand Champion will be awarded for Regular Jumpers, Regular Standard, Veteran Jumpers and Veteran Standard division. **The highest score in each division will be awarded Grand Champion and the second highest score will be awarded Reserve Grand Champion.** In the event of a tie, the lower time factor will win. Because the higher classes have longer courses, the time multiplier will be applied to calculate the time factor.

## **Chapter 4 - Obstacle Specifications and Performance Requirements**

### **Obstacles.**

#### ***A-Frame:***

The A-Frame is constructed from two panels, the top surface of which is constructed from wood or a wood-like substance.

The panels are 35 to 49 inches wide, and their lengths are both within 2 inches of 9 feet. Panels shall be of a consistent width and connected so as to eliminate gaps large enough to fit a dog's foot or toe.

The maximum height of the A-Frame is within 1 inch of 5'6".

The height of the A-Frame must be adjustable to 5' 0" and 5' 6".

Slats may or may not be placed across the width of the panels to provide footing. If slats are used they are 3/8" to 1/2" thick and 3/4" to 2" wide, and they extend within 1/4" of the panel sides. Slat edges shall be rounded or beveled so as not to be sharp, 1/4" radius recommended. The centers of the slats are spaced at 12-inch intervals with a 2-inch tolerance, and no slat is within 4 inches of the top of a contact zone.

The top surface has a rough, non-slip surface. (Alternating layers of sand and flat, latex paint or rubber pellets, such as Contact-a-coat are recommended.) Contact zones are on the lower 42 inches of both panels with a 1/4 inch tolerance. The color of the zone contrasts with the rest of the panel, but it may not be white, black, or brown. Bright yellow contact zones are recommended.

#### ***Performance:***

Dogs must ascend one panel and descend the other in the direction designated by the judge and they must touch the contact zone on the down side only, with any part of one foot prior to exiting the obstacle.

#### ***Dog Walk:***

The Dog Walk consists of a center section and two ramp sections, the surfaces of which are made from wood or a wood-like substance. All sections are 12 inches wide, plus or minus an inch, and all are 12 feet long. Planks shall be connected so as to eliminate gaps large enough to fit a dog's foot or toe. Within a 2-inch tolerance, the top of the center section is 48

inches. The height of the Dog Walk must be adjustable to 24" as well.

The top surfaces of all sections shall have rough, non-slip surfaces. (Alternating layers of sand and flat, latex paint or rubber pellets, such as Contact-a-coat are recommended.) Slats that conform to those described for the A-Frame are allowed but not required across the width of the ramp sections to provide footing. Contact zones are on the lower 42 inches of both ramps with a 1/4" tolerance, using the color specification described for the A-Frame.

#### ***Performance:***

Dogs must ascend one of the ramps, cross the center section, and descend the other ramp in the direction designated by the judge. They must touch the down contact zone with any part of one foot prior to exiting the obstacle. Foundation only, the dog must enter and exit the Dog walk squarely. Cones may be placed 1' to 2' out from each corner and in line with the sides of the Dog walk to assist the handler in guiding their dog straight on and straight off the Dog walk.

#### ***Seesaw (or Teeter-Totter):***

The seesaw consists of a plank (or panel) supported near the center by a base that acts as a fulcrum. The plank is 12 inches wide with a 1-inch tolerance, and 12 feet long. The base extends at least 2 inches past the sides of the plank so that dogs can see the pivot point. The plank is balanced so that it hits the ground in less than 3 seconds when a 3-pound weight is placed 12 inches from the raised end. The height of the Teeter-Totter measured to the top of the board at the pivot is 24 inches plus or minus 2 inches. The height of the Teeter-Totter must be adjustable to 12 inches plus or minus 2 inches as well.

The top surface of the plank has a rough, non-slip surface. (Alternating layers of sand and flat, latex paint or rubber pellets, such as Contact-a-coat are recommended.)

Slats are not allowed on the Seesaw. Contact zones, 42 inches long, are on each end of the plank with a 1/4" tolerance, using the color specification described for the A-Frame.

#### ***Performance:***

Dogs must ascend the plank and cause the plank to pivot. At least one paw must touch the "down" contact zone after the plank has touched the ground and prior to exiting the obstacle.

**Pause Table:**

The top of the Pause Table is a 36-inch square, plus or minus (+/-) 2 inches, with a non-slip surface (carpeting may be used). The vertical edge of the top of the table top must be 3 inches or greater in height and it is recommended that the table edge be of a color in contrast to the running surface and ring gating. The table top must be light in color, no dark color(s) are allowed. The height of the table (within 1 inch) will match the jump height, except the 4" veteran jump class will have the table set at 8".

**Performance:**

The dog shall pause on the table for five cumulative seconds. Dog may be in a standing, sitting, or down position. The judge will begin counting down as soon as the dog is completely on the table.

**Open Tunnel:**

The Open Tunnel is a flexible tube of durable material that is capable of being formed into curved shapes. The two openings are either round or approximately rectangular, with a height and width of 24" plus or minus 2". Its length is 10 to 20 feet and it is secured in position to prevent a dog from moving it. No portion of a tunnel holder that is underneath the tunnel shall be more than 1/2" thick and tunnel supports when used in locations other than the beginning and end of the tunnel shall not have a rigid upright (i.e., steel/wood) that is capable of fitting between the ribs thus possibly projecting into the tunnel.

**Performance:**

Dogs enter the end specified by the judge and exit the other end.

**Weave Poles:**

The Weave Poles consist of 6 or 12 poles that are either stuck in the ground or mounted in a base. (The base design is recommended.) The poles are 1 to 1-1/4" in diameter and at least 36 inches high, and they are uniformly spaced at intervals of 24 inches, in a straight line. It is recommended that if a rigid support is used at the base of each weave pole it does not exceed 4" in total height as measured from the ground to the top of the rigid support. (It is required that stripes be taped or painted on the poles to make them more visible to the dogs.) If a base is used, it may be no thicker than 1/2 inch and no wider than 3 inches, and it must be supported so as not to interfere with a dog's performance.

**Performance:**

Dogs must enter the Weave Poles by passing between poles #1 and #2 from right to left. They must then pass from left to right through poles #2 and #3 and continue this weaving sequence until they pass between the last two poles. If the sequence is broken, the dog must restart the correct sequence at the beginning.

**Bar Jumps:**

Bar Jumps consist of bars that are supported by bar supports that are mounted to uprights. The supports must be positioned so that the tops of the bars can be set within 1/4" of six different jump heights (4, 8, 12, 16, 20, and 24 inches). The bars must be either cylindrical with 1 1/4" to 1 1/2" diameters, or square with 1 1/4" to 1 1/2" sides. Constructed from wood or plastic, they must be 4 to 5 feet long and striped for visibility. (Bars cut from 1-inch PVC, Schedule 40, are recommended.) The bottom of the bar sits on top of the bar supports such that the bar is easily displaced. If rectangular bars are used, the top of the support must be flat and no wider than the bar it is supporting. If cylindrical bars are used, the supports may be no wider than the bar, and they should have a lip that is no more than 1/8" higher than the support, although lips up to 1/4 inch are allowed. Bolts used as bar supports are not allowed. Bars "held" in place by Velcro™, magnets, etc. are not allowed. The inside of the uprights must be at least 32 inches tall, and the upright must be 1 to 48 inches wide. (An inside height of 42 inches and a minimum width of 3 1/2 inches are recommended for visibility. Widths less than 30 inches are recommended to facilitate handler movement on the course.)

**Performance:**

Dogs must jump over the top bar, without displacing it or the lower bar, in the direction indicated by the judge.

**Double Bar Jump:**

The Double Bar Jump consists of two parallel bars positioned at the jump heights specified for the Bar Jump. It may be built as a special jump or assembled from two Bar Jumps. The distance between the centers of the bars is one-half the jump height (within a 1/2-inch tolerance), to a maximum of 12 inches. In addition, two more horizontal bars are placed approximately below the top bars, at about half the height of the top bar, with the back bar higher than the front. Alternately, the bottom bars may be placed

under the back bar and crossed to the ground creating an "X." All other specifications are the same as for the Bar Jump.

**Performance:**

Dogs must jump over the top bars, without displacing either one or the lower bars, in the direction indicated by the judge.

**Triple Bar Jump:**

The Triple Bar Jump consists of a series of three ascending bars. The horizontal distance between adjacent bars is one-half the jump height, while the vertical distance is one-quarter the jump height. The table below lists the heights of the tops of the bars and the horizontal distance between the centers of the bars. Tolerances on these values are 1/4 inch for the heights and 1/2 inch for the horizontal distances.

**Performance:**

Dogs must jump over all the bars without displacing any, in the direction that starts with the lowest bar.

**Tire (Circle) Jump:**

The Tire Jump, some-times called the Circle Jump, consists of a tire (or a circular object that resembles a tire) suspended from a rectangular frame. The inner diameter of the tire is 24 inches plus or minus an inch, and the wall is 3 to 8 inches thick. There must be at least 8 inches between the outside of the tire and the sides of the frame, and the frame must be tall enough to accommodate the tire at the six different jump heights, as specified for the Bar Jump. The uprights of the frame shall be secured to the base and the base weighted or secured properly to the running surface so as to discourage tipping. The jump height is measured from the ground to the bottom of the tire opening.

**Performance:**

Dogs must jump through the tire opening in the direction specified by the judge. Dogs may touch the jump as they go through the opening.

**Broad Jump:**

The Broad Jump is composed of either four 8-inch wide sections or five 6-inch wide sections, and four corner markers. The actual width of the 8-inch sections is 7 to 8 inches, and the width of the 6-inch sections is 5 to 7 inches. The sections are constructed from a top piece and two side pieces. The length of the sections is between 4 and 5 feet long, and they

may be of different lengths. To improve visibility, either the center of the sections or both ends must be marked with a color -contrasting band that is at least 3 inches wide. The sections are of varying height, and they may be arranged in either ascending order or as a hogback. (The ascending AKC Obedience Broad Jump is recommended.) When an ascending arrangement is used, each section is at least 1/2 inch higher than the previous one, and the height of the front edge of a section is at least 1/2 inch lower than the back edge. No portion of a section may be lower than 1 inch or higher than 6 inches. In a hogback arrangement, the sections ascend in height halfway across the jump and then descend. The ascending sections are at least 1/2 inch higher than the previous one, and the height of the front edge of a section is at least 1/2 inch lower than the back edge. The descending sections are at least 1/2 inch lower than the previous one, and the height of the front edge of a section is at least 1/2 inch higher than the back edge. When an odd number of sections are used, the front edge of the middle section may not be higher than the back edge. No portion of a section may be lower than 1 inch or higher than 10 inches. The length of the jump for both the ascending and the hogback configurations is twice the jump height of the division. Consequently, not all the sections are used in the lower height divisions. In those cases, the jump must be assembled with the lowest sections. The length of the jump (within 1 inch) and the number of sections to be used for the different divisions are as follows:

**Broad Jump Lengths**

Jump	Length	Num. Boards
4"	8"	1
8"	16"	2
12"	24"	3
16"	32"	3
20"	40"	4
24"	48"	4

The corner markers are at least 1-inch wide and 36 inches high, and they may be decorated to improve visibility. They are either attached to the sides of the first and last sections, or they are freestanding and placed as close as possible to those positions. (Freestanding is recommended.)

### **Performance:**

Dogs must jump all sections without visibly moving or stepping on top of any broad jump board, entering between the marker poles placed near the front section and exiting between the poles placed near the back section. Touches and ticks of the leading edge of the first board and the trailing edge of the last board that do not visibly move the board shall not be faulted. When an ascending arrangement is used, the lowest section is the front, but when a hogback arrangement is used, the judge specifies the front. Touching or knocking over the corner markers is not faulted as long as the dog goes between them.

### **Obstacle and Jump Positions.**

Distance between obstacles in sequence:

Minimum of 15 feet to a tunnel.

Minimum of 18 feet to a jump.

Minimum of 21 feet to a spread jump (triple bar jump, double bar jump, broad jump). Maximum of 30 feet.

Measurement the of distance between obstacles- the distance between any two obstacles in sequence will be based on the anticipated path of a 20 inch high jumping dog.

Obstacles should generally stand alone. In Intermediate and below, the entrances should never be adjacent to one another, but entrances can be adjacent in the Advanced class.

It is recommended that there be a minimum of 18 feet to 21 feet between obstacles, with a minimum of 18 feet to a jump, 21 feet to a spread jump, and a maximum of 30 feet between any two obstacles in sequence as measured along the anticipated path of a 20 inch high jumping dog. Spread jumps (Triple Bar and Broad Jump) shall not be the first obstacle on the course and if set up in sequence there shall be a minimum of 21 feet between the two spread jumps. To prevent the course from becoming spread out and too long, 25 feet to 30 feet spacing should be used only in special cases.

Contact obstacles such as the A-Frame, Dog Walk, and Seesaw shall not be set up in sequence, or as the first or last obstacle on a course.

Approach Angles. Approach angles are determined based on the anticipated path of a 20 inch high jumping dog through the obstacles. Approach angles to obstacles shall not exceed the following, with

additional consideration for safety, based on the obstacle being approached and the running surface.

- All Intermediate classes and below – Generally not exceeding 90 degrees, but must not exceed two times at 135 degrees. (Exception: One 180 degree turn will be allowed.)
- All Advanced classes – Generally not exceeding 180 degrees, but must not exceed two times at 270 degrees.
- All class Levels with A-Frame – A 180 degree turn from the exit of an Open Tunnel to the ascent of the A-Frame is not allowed.

## **Chapter 5 - Responsibilities of the Agility Judge and other Show Helpers**

### **Helpers:**

The following list of helpers is suggested for the smooth operation of your agility show:

- Judge
- Gate Steward (one)
- Ring Stewards (a minimum of two, preferably three)
- Leash Runner
- Score Sheet Runner
- Scribe (one)
- Timer (one - must be the same person for all dogs in a class)
- Course Builders (several-they may also do the other jobs listed previously).
- Table Stewards

### **Judge's Responsibilities:**

1. Insuring safety (to the extent reasonably possible).
2. Insuring that the handlers, dogs, and spectators have a good experience.
3. A judge may use a course designed by the agility committee or design one and submit it for approval. Judges are reminded that in the Foundation class, the course must be simple "U" (horseshoe), "M", or "S" design, which includes all of the required obstacles. Each obstacle must easily lead to the next, and be spaced at a distance of 18' to 21' between obstacles.
4. Verifying heights of dogs in question by measuring the dog. (See rule #28 on page 3 for jump heights.)



5. Walking the course after the course builders have set it to verify that it has been correctly set (double check distance between obstacles, positions and angles of obstacles, etc.)
  6. Meeting with all stewards and briefing them about their responsibilities. The briefing must include but is not limited to the following:
    - a) Gate Steward
      - How many dogs to keep on deck.
      - When the next dog should enter the ring.
      - Where leashes and collars should be left.
    - b) Ring Stewards
      - Where they should be positioned.
      - Their duties are to reset any knocked down bars; reset jumps for next height, others as necessary (straighten weave poles etc.)
    - c) Scribe
      - Explain the arm signals to be used. Usually, one arm up with an open hand means to record an "S" for a standard fault on the score sheets.
      - Both arms up with hands open means to record an "F" for failure to perform obstacle.
      - Record the time from the timekeeper's stopwatch exactly as it reads. Do not convert it to seconds. Remind them to always watch the judge not the dog/handler.
      - Be sure to ask any questions about the previous dog's score before the next dog runs, therefore eliminating any confusion.
    - d) Timer
      - Make sure the timer is comfortable with the stopwatch and how to use it.
      - Explain that the timer should show the stopwatch to the scribe to copy onto the score sheet. What they should do if the stopwatch malfunctions - always check the stopwatch as soon as the dog is past the start line to verify that it is working. If it is not working, blow the whistle to re-start the dog/handler before they reach obstacle 2 or 3.
  - Be sure the timer clearly understands where the start/finish lines are and that the time begins and ends when the dog (not necessarily the handler) crosses the line.
  - Explain how the timer will be told that the judge (and scribe) is ready for the next dog to begin.
  - e) Table steward
    - Explain how to fill out the rest of the score sheet from the scribe's notes.
  7. Answer any questions.
  8. Give the briefing to the competitors. The briefing should never include suggestions on how to handle the course, but this does not prohibit the judge from answering the questions about the permissibility of certain actions under the rules. The briefing should include:
    - a) The course time.
    - b) A demonstration of the table count.
    - c) What actions will result in elimination
    - d) That absolutely no unsportsmanlike conduct will be tolerated in the ring or elsewhere on show grounds.
    - e) Treats and other aids will not be permitted.
    - f) Reminders about touching dogs and obstacles.
  9. Judge the class.
- Example of a Judge's Show Timetable
- Prior to show date - allow enough time - obtain copies of approved course designs, or submit your course designs for approval.
  - 1 hour before the show - review the show site for safety and appropriateness. Fill in gopher holes, divots, water holes, etc. If necessary, find another suitable location for the show. Review all equipment for safety (sturdiness) and verify that it meets regulations. Review the course with the course builders. Assist in setting the first course.
  - 40 minutes before - walk the course for distance and positioning. Do not place bars on.
  - 30 minutes before - meet with the ring stewards and other helpers for their briefing. Remember to include directions for what to do if there is an error or question.
  - 5 minutes before - the ring stewards should set the jumps for the first height. Call all handlers for the judges briefing. After the judges briefing, allow handler 5-10 minutes to walk the course. Handlers walk the course without their dogs!

- Give a 2-minute warning so the first handler can get their dog. Clear the course. Double-check all obstacles again. Verify that the timer, scribe and other helpers are in their places. Send in the first dog/handler team.

## **Chapter 6 - Resource List**

**American Kennel Club (AKC) 51 Madison Avenue  
New York, NY 10010**

Visit their website at: <http://www.akc.org/>

Washington State 4-H agility is partially modeled after AKC agility. There are several similarities and several differences too. You may be interested in showing AKC style or receiving their information.

Note that our 4-H program is not modeled after the following styles of agility, but it may be of interest to you.

**United States Dog Agility Association (USDAA)  
PO Box 850955  
Richardson, TX 75085-0955**

Visit their website at: <http://www.usdaa.com/>

A variety of helpful items are available. A complete list is available by writing to them. Some of the more valuable resources are:

- USDAA Official Rules and Regulations
- Construction Plans for Dog Agility Obstacles by Kenneth Tatsch
- Junior Handler Agility Training Manual-Level One by Ruth Van Keuren
- Junior Handler Agility Training Manual-Level Two and Three by Ruth VanKeuren
- Agility Score Sheets and Score pads

You may also write for information about how your 4-H program can hold a licensed UJHP agility trial. You may register your dog with them and show in their events. Yes, they register mixed breeds.

**United Kennel Club (UKC) 100 East Kilgore Road  
Kalamazoo, MI 49002**

Visit their website at: <http://www.ukcdogs.com/>

**North American Dog Agility Council (NADAC)  
HCR2 Box 277  
St. Manes, ID 83861**

Visit their website at: <http://www.nadac.com/>

Have requirements for (adult and junior handler) titles similar to regular USDAA. Note that their Novice Jr. Handler title is most like the Senior USDAA Jr. Handler level.

## Appendix 1: Official Height Card

### Approved Height Card

Colorado State 4-H Agility Official Height Card	
Member's Name:	
Dog's Name:	
Breed:	
Height at Withers:	
1.	
2.	
(Signature and Title)	(Date)

All handlers are required to present a completed Official Height Card for their dog on check-in at the State Fair Agility Trial or have their dog measured to receive a card. Official height cards from outside agility venues will also be accepted.

The dog must be measured by two separate parties familiar with the procedures of measuring the height of a dog, such as a judge or show personnel at the State Dog Agility Competition. The dog must be measured on a flat, firm surface and both measurements must agree within 1 inch when measured at the withers.

Jump Height Card templates in Microsoft Word or PDF, set up to print on standard business card stock, such as Avery 5371 stock, can be found on the state website.

## **OBEDIENCE, SHOWMANSHIP, AND RALLY AWARDS**

**Additional awards beyond ribbons will be determined by the financial budget of the State 4-H Dog Trials each year. Leaders & Parents who would like to assist with fundraising should contact the General Superintendent.**

All participants will receive a "State Fair Qualifier" ribbon at check-in to recognize their eligibility to compete at State 4-H Dog Trials and celebrate this accomplishment.

The American System will be used to rank the 4-H State 4-H Dog Trials participants. First through tenth place ribbons will be awarded for Obedience scores of 170 or above; Showmanship scores of 170 or above; and Rally Scores of 70 and above.

**Rosette ribbons will be awarded to the exhibitor scoring the highest point total in the following classes:**

### **Overall Grand and Reserve Grand Champions Showmanship**

- Junior Novice and Open Showmanship
- Intermediate Novice, Open and Advanced Showmanship
- Senior Novice, Open, and Advanced Showmanship.

### **Overall Grand and Reserve Grand Champions Obedience**

- Beginner Novice A, B, C (1<sup>st</sup> and 2<sup>nd</sup> year Obedience)
- Novice A & B Obedience
- Grad Novice Obedience Classes (Pre-Grad Novice A, B and Grad Novice A, B)
- Advanced Obedience Classes (Open A, B and Grad Open A, B, and Utility A, B)
- Veterans Classes (All from Veteran's classes)

### **Overall Grand and Reserve Grand Champions Rally**

- Novice A & B
- Rally Intermediate A & B
- Rally Advanced A & B
- Rally Excellent A & B
- Rally Advanced/Excellent A & B
- Rally Masters A & B

## **MASTER SHOWMANSHIP**

- A special award will be given to the Grand and Reserve Grand Champion in the Master Showman Class.

## **HIGH IN TRIAL OBEDIENCE**

- A special award will be awarded to Obedience High in Trial and Reserve High in Trial. These awards will be taken from the highest score in the following classes:

- Graduate Novice A & B
- Open A & B
- Graduate Open A & B
- Utility A & B

## **HIGH IN TRIAL RALLY**

- A special award will be awarded to the High in Trial and Rally Reserve High in Trial. These awards will be taken from the highest score in the following classes:
  - Excellent A
  - Excellent B
  - The Excellent Score from Advanced/Excellent A & B
  - Masters A
  - Masters B

Any tie scores will be broken using the time as recorded on the score sheet for the class in which that score comes from. Lowest time will break the tie.

## **AGILITY AWARDS**

A perfect score is 100 points and is called a "Clean Run". All scores 70 and above are considered qualifying and are eligible for placement awards.

One Champion and one Reserve Champion will be awarded in all classes. No placement awards will be awarded for non-qualifying scores.

If champion and reserve champion awards are issued, they will be awarded to the top exhibitors in each class. In the event that two or more dogs tied with the same score, the dog with the fastest time will be champion and the second fastest dog will be reserve champion. No placement awards will be awarded for non-qualifying scores.

If there is a tie between two exhibitors for champion or reserve champion, the event committee may award up to two champion and reserve champion awards and no tie breaker is necessary. However, if there is a tie for champion with more than two participants a run-off will be conducted as specified under "Scoring". The winner of the run-off shall receive the champion award and the second place winner receiving the reserve champion award, with no additional awards given. If there is a tie for reserve champion with more than two participants a run-off will be conducted as specified under "Scoring". The winner of the run-off shall receive the reserve champion award and no other awards will be given.

Overall Grand Champion and Reserve Grand Champion will be awarded from the Regular Jumpers, Regular Standard, Veteran Jumpers and Veteran Standard division. **The highest score in each division will be awarded Grand Champion and the second highest score will be awarded Reserve Grand Champion.** In the event of a tie, the lower time factor will win. Because the higher classes have longer courses, the time multiplier will be applied to calculate the time factor.

## **VOLUNTEER INFORMATION**

**It takes many people to put on a successful State 4-H Dog Trials.** We ***STRONGLY*** recommend that each County provide volunteers to be ring stewards, help with registration, be a runner, and assist with set-up and clean-up. Please have your volunteers register through the website.

If you volunteer for set up, please note that set up times might vary due to other events scheduled at the Event Center the evening before our show. Check with the volunteer Superintendent for more information.

## **DAY-OF SHOW INFORMATION**

**Passes to enter the fairgrounds on the day you are showing should be provided by your local 4-H Extension Agent in your local Extension Office. No passes will be sent out by the Superintendents of these contests.**

**Handicapped parking on the fairgrounds during the dog show is not permitted; however, provisions can be made for those who need additional assistance in gaining entrance to the Event Center. Arrangements must be made in advance with either the State 4-H Camp Tobin Office.**

## **GLOSSARY**

**County Level :** Each County may qualify exhibitors for State 4-H Dog Trials by a selection procedure most appropriate to its own County program in compliance with the Dog Level Progression Chart and State 4-H Dog Trials eligibility requirements. For example, qualification at a 'County Level' could require a qualifying score at County Fair or, if allowed by the County, earning a qualifying score at a 4-H Dog Show.

**Discipline:** Reference to a type of dog competition. Currently there are 4 types of disciplines competing at the State 4-H Dog Trials: Agility, Obedience, Rally and Showmanship.

**Division:** Reference to a grouping of classes specific to a discipline. For example, the Obedience Advanced Division incorporates classes Open A, Open B, Graduate Open A, Graduate Open B, Utility A and Utility B.

**Exhibitor:** A 4-H registered youth competing in any 4-H State 4-H Dog Trial ranging in age from 8 to 18 years of age as of December 31st of the previous year. Referred also as a member or youth or competitor.

**Level:** Reference to a dog's progression through Agility, Obedience or Rally discipline. For example, a dog's level in Obedience can be the Open level referring to either Open A or Open B class.

Reference to an exhibitor's progressions through Showmanship. For example, a Junior's progression in Showmanship is Novice to Open.



# 2021 Fashion Revue Contest

Kim Sterkel.... Asst. Superintendent  
[ksterkel@weldgov.com](mailto:ksterkel@weldgov.com)

**Class 449 Fashion Revue**

## Judging Guide for Fashion Revue

### PREPARATION

- Design and style
- Choice of fabric and color
- Overall appearance of garment
- Accessories
- Grooming

### PRESENTATION

- Appropriate for garment style
- Movement: walking, standing and turns
- Poise/Posture
- Variety of movement, use of space and creativity
- Attitude and enthusiasm

Judges may ask participants questions after modeling.

**Contest Date: Saturday, August 21, 2021**

**Public Style Show: 6:00 pm at the Sangre De Cristo Art Center**

**Contest location: Sangre de Cristo Arts & Conference Center in Pueblo**

**Participant's Entry Fee: \$45 payable to the county offices with registration materials**

**County Registration Deadline: counties need to register their participants online by **August 6****

**Late registrations will be accepted from August 9 through August 13 but must include a late fee of \$10.00 per entrant. Absolutely NO entries or changes will be accepted after 5:00 pm on August 13.**

For counties with late county contests, please contact the State 4-H Office.

Each county office will issue **one check payable to the CSU Extension/State Fair** for county entry total.

**Mail by September 15 to:**  
Sharie Harless  
CSU State 4-H Office  
4040 Campus Delivery  
Fort Collins, CO 80523-4040

Participants must upload their photo and narration in FairEntry by **August 7**. See above for counties with late county contests.

1. Contestants—Each county may send up to three representatives. Contestants must model a **garment**, not accessories, made in Clothing Construction, Heritage Arts, Leathercraft or Artistic Clothing, or a purchased garment in the Clothing Buymanship project. **Each contestant may model only one outfit.** Contestants must be a senior 4-H member and have passed their 14<sup>th</sup> birthday by December 31 of the previous year to participate in the State 4-H Fashion Revue.
2. Judging Time – Contestants will be judged either morning or afternoon. A judging list that tells which session a contestant is in will be emailed to the contestants on the **Monday prior to the contest.** Contestants must be present for their judging session, rehearsal and public show. A complete schedule is available at: <http://co4h.colostate.edu/program-areas/state-fair-information/>
3. \*Lodging, Meals & Transportation – No lodging, meals, or transportation are included in the contest. Contestants may stay at 4-H Camp Tobin, commercial lodging, private homes or come only for the day.  
**\*Pending COVID Restrictions**
4. Chaperones/Parents – During the judging, chaperones are free to leave or spend the day as they please. If they choose to stay and watch the judging, they must remain silent. Leaving and entering the theater will only be allowed between judging groups. Only group leaders will be allowed in the dressing rooms. We have established this policy out of courtesy and in fairness to our judges and all participants.
5. Group Leaders – Applications are on the 4-H website at: <http://co4h.colostate.edu/statefair/FashionRevgroupLeader.pdf> and due on August 13 for individuals who may be interested.
6. Three Grand Champion and Reserve Grand Champion ribbons will be awarded to the top models in the Fashion Revue:
  - 1 – Clothing Construction;
  - 1 – Upcycle Your Style, Leathercraft, and Heritage Arts;
  - 1 – Clothing Buymanship.

The three state senior grand champion individuals will each receive an educational trip to Western National 4-H Roundup. Winners of the fashion revue contest must meet participation requirements for this event. Senior members who previously received a Western 4-H Roundup trip are not eligible to enter the Fashion Revue contest again.
7. **All garments that have been judged as exhibits can be left at the Sangre de Cristo Arts Center on Saturday evening and will be taken to the fairgrounds. If your garment is not being judged as an exhibit, you may take it home.**

# 2021 Colorado 4-H Digital Photo Contest

This contest is a state contest; 4-H members do not need to qualify at their county fairs to enter. Contest will open **on May 15th and close on June 15th.**

Submit All Entries to Colorado 4-H State Fair using the FairEntry system. Instructions are located at: [co4h.colostate.edu/statefair/4-HDigitalContest.pdf](http://co4h.colostate.edu/statefair/4-HDigitalContest.pdf)

All entry photos must have been taken by the 4-H member submitting the entry during the contest year.

4-H members may submit up to 6 entries. However, each entry must be in a different class. Photos cannot be dually entered in more than one class.

Photos may be in color or black-and-white

Photo size: Photos submitted must be 8"x10"

## Classes

### 4-H in Action

101	4-H in Action	Jr.
102	4-H in Action	Int.
103	4-H in Action	Sr.

### Animals/Insect

201	Animals/Insects	Jr.
202	Animals/Insects	Int.
203	Animals /Insects	Sr.

### Architecture

301	Architecture	Jr.
302	Architecture	Int.
303	Architecture	Sr.

### Landscape

401	Landscape	Jr.
402	Landscape	Int.
403	Landscape	Sr.

### People

501	People	Jr.
502	People	Int.
503	People	Sr.

### Plant Life

601	Plant Life	Jr.
602	Plant Life	Int.
603	Plant Life	Sr.

This contest is open to (and only to) all Colorado 4-H members ages 8-18.

Participation is NOT limited to those 4-H members enrolled in photography.

4-H members will upload their photo directly into the correct class in FairEntry.

This contest is strictly a state contest, which means that the 4-H member does not have to qualify at the county level to enter.

# 2021 Robotics Challenge Tournament

Libby Christensen.....Superintendent

**Contest Date:** Saturday, September 4

**Location:** TBA

**Check-In:** --1:30 pm; Contest starts promptly at 2 pm.

**Participant's Entry Fee:** \$10 per member

**Registration Deadline:**  
**August 10**

Each county office will issue **one check payable to Colorado State University/State Fair**

Mail by **September 15** to:  
Sharie Harless  
CSU State 4-H Office  
Campus Delivery 4040  
Fort Collins, CO 80523-4040

**No entries at the contest will be accepted.**

Awards will be given after the event.

## Robotic Challenge

The challenge will use the LEGO Mindstorms EV3 platform. County robotics teams with other platforms (Textrix, Vex, FIRST, NXT) are encouraged to participate by exhibiting at the State Fair in their respective unit.

Each year the tournament board will change.

## Requirements:

Each county can bring one (1) junior team and one (1) senior team. **In light of COVID precautions, individuals can enter the team robotics competition.**

## Classes:


Class 470 Junior Team (8-13 years old)  
Class 471 Senior Team (**at least one member 14-18 years old**)

Remember that if your team is made up of a mixture—juniors and seniors, they must compete at the senior level.

**Information regarding can be located at:**  
<https://routt.extension.colostate.edu/2021-state-4-h-robotics-competition/>

Teams are encouraged to contact the superintendent with any clarifying questions about the challenge as they arise. The challenge website will be updated throughout the spring and summer with any updates, along with answers to team questions. Be sure to re-check the website as the challenge approaches to have the most up-to-date information.

**THANK YOU VESTA'S** for sponsoring this contest and providing judges.





# 2021 4-H Rocket Fly Day Contest

Tom Kindvall .....Superintendent  
.....Assistant Superintendent

**Contest date: Sunday, August 29**

**Time:** Registration/Check-in 6:30am  
Launch begins at 7:00am sharp!

**Location:** Colorado State Fairgrounds Grandstand  
(Located near Gate 1, but entry is only through Gate 10)

**Participant's Entry Fee: \$10 per participant.**

**Registration Deadline:  
August 10**

If a county did not have its own fly day due to fire bans, you may still enter one member from each unit if they register by the due date.

Each county office will issue **one check payable to Colorado State University/State Fair.**

Mail by **September 15** to:  
Sharie Harless  
CSU State 4-H Office  
4040 Campus Delivery  
Fort Collins, CO 80523-4040

**No entries at the contest will be accepted.**

Awards will be given after the event.

**Criteria – Contest will include the following:**

Written exam  
Parts Identification  
Rocket Launching and Safety

Following is a description of the events for the state Rocket Fly Day contest. County organizers may design their contest differently to meet their specific goals. To insure the greatest success of the county's representative at the state contest, it is suggested that these rules be followed within reason.

## **Written Examination**

The purpose of the written examination is to determine if the contestant understands model rocketry design, construction and operation. The questions will be based on the information found in the Colorado 4-H model rocketry literature.

The question formats will be true/false and multiple choice.

For the senior division, the source material will include knowledge and skills associated with rockets up to and including Level 6. For the junior division, knowledge and skill levels will include Levels 1 through 3 model rockets. The senior division will require a greater depth of knowledge for success.

## **Parts Identification and Function**

Contestants will demonstrate their knowledge of 1) model rocket parts and related equipment, and 2) their function (senior division only). Before model rockets can be constructed and launched successfully by youth, they must know and understand the function of the rocket parts. Ten to 20 model rocket parts will be provided for identification and description of its function. Each participant will complete the Parts ID component individually.

## **Rocket Fly Day Contest Rules:**

1. Exhibitors must fly a rocket pertaining to the skill level in which they are enrolled.
2. Rockets in Units 1–4 **must** be checked in with color panel (picture) from kit which indicates engine size, or catalog with proof of skill level and recommended first flight engine. Unit 6 must state the size of the first flight engine at check-in.
3. Level 4 rocketeers may use level IV or V rockets.
4. Rockets **must** be launched with **FIRST FLIGHT ENGINES ONLY.**
5. Rocketry members are asked to bring their own rocket. Each contestant will be required to launch his/her rocket twice (time and weather permitting).
6. Launching equipment will be set up. Members are to supply rocket, engines, igniters, parachutes and wading. A field box is advisable.

7. Event will be judged on construction, flight stability, range safety, chute deployment and landing. Rockets **must** be painted.
8. Rockets entered in State Fair Exhibit judging may not be used for Rocket Fly Day competition.

**Counties may enter one exhibitor per unit as follows:**

**UNIT 1**

Class 669 UNIT 1 – Level 1 Junior  
Rocket with Balsa Wood Fins

Class 670 UNIT 1 – Level 1 Senior  
Rocket with Balsa Wood Fins

**UNIT 2**

Class 671 UNIT 2 – Level 2 Junior  
Rocket with Balsa Wood Fins

Class 672 UNIT 2 – Level 2 Senior  
Rocket with Balsa Wood Fins

(A member may exhibit in this unit more than one year.)

For Units 3-6 —finished fins of any type.

**UNIT 3**

Class 673 UNIT 3 – Level 3 Junior

Class 674 UNIT 3 – Level 3 Senior

**UNIT 4**

Class 675 UNIT 4 – Level 4 Junior

Class 676 UNIT 4 – Level 4 Senior

**UNIT 6**

Class 677 UNIT 6 – Level 6 Junior

Class 678 UNIT 6 – Level 6 Senior

This is a judged event. Please review the score sheet and the Colorado State 4-H Exhibit Requirements, available at: <http://co4h.colostate.edu/program-areas/state-fair-information/contest-score-sheets/> and <http://co4h.colostate.edu/statefair/StateFairExhibitReq.pdf> respectively.

**Awards given:**

A Champion and Reserve Champion will be awarded in each unit.

Overall Grand and Reserve Grand Champions will be awarded to the highest point exhibitor—Units 1-6 Junior and Units 1-6 Senior.

Highest score overall individual in each age division will receive a trophy (sponsored by Phil and Pat Rouse, Weld County).

# Cat Show – 2021

Marlena Griesse..... General Superintendent

## **Saturday, September 4 Showmanship Conformation Cage Decorating**

**Check-in: 8:30 am to 9:30 am**  
**Cat Show starts at 10:00 pm on Saturday, Sept. 4.**

**Participant's Entry Fee: \$15 per 4-H member**

**Registration Deadline:**  
**August 10**

Each county office will issue **one check payable to Colorado State University/State Fair**

Mail by **September 15** to:  
Sharie Harless  
CSU State 4-H Office  
4040 Campus Delivery  
Fort Collins, CO 80523-4040

All 4-H Cat ID Forms (including health certificates) are to be on 4-H Online by May 1st. The county will complete the online portion of the registration process on behalf of its participants.

Passes to enter the fairgrounds on the day you are showing and the day you set up your cage should be provided by your local 4-H Extension Agent in your local Extension Office. No passes will be sent out by the superintendents of these contests.

**The State Fair Cat Show is a 4-H show.  
As such, 4-H youth development  
principles are of primary importance.**

### **GENERAL CONTEST RULES:**

- 1. The Cat Show will be held Saturday, September 4, 2021.** It will be held at the Colorado State Fair Small Animal Building. Check-in for cats will be from 9:00 AM to 10:00 AM on Saturday, September 5, and the show will begin at 1:00 PM.
- 2. Dates of approved current and effective vaccination of the cat for rabies and FVRCP (feline viral rhinotracheitis, calicivirus and panleukopenia/distemper) must be provided on**

the State 4-H Cat ID Form. It is highly recommended that you have your cat(s) tested and vaccinated for Feline Leukemia and Feline Immunodeficiency Virus. While this is not mandatory, it is recommended for the health of your cat. If you have a cat that has tested positive for FELV and/or FIN, please alert the show superintendent so that appropriate precautions can be taken. 4-H members vaccinating their own cats must provide proof by including a statement from their vet or by including the vaccination labels. A rabies vaccination is federally mandated to be given by a veterinarian ONLY. This vaccination must be current and include a veterinarian's signature.

Each entrant is required to complete the **State 4-H Cat Identification on 4-H Online** and have it on file in their Extension Office by **May 1<sup>st</sup>**. This form will be used at the State Fair Cat Show so make sure that all 4-H Cat members have completed this Cat ID.

- 3. Proof of Rabies vaccination must come from a licensed veterinarian or the cat is not legally considered vaccinated. If the member's cat receives rabies immunizations which are given by anyone who is not a Colorado State licensed veterinarian, these immunizations will not be recognized by law should the cat bite someone.**
- 4. State Fair 4-H Cat Show officials and/or staff can and will dismiss any entrant or his/her family from the show for any mistreatment of cats entered in this show. If a question should arise as to what constitutes "mistreatment," State 4-H staff and/or officials will meet to decide appropriate action in each case.**
- 5. Any negative behavior on the part of the exhibitor, family members or leaders directed toward any official will result in disqualification and awards forfeited. If there is a question as to the rules or the judging of a class, adult family members or leaders must approach the Superintendent of that division and **not the judge**. The Superintendents will then take the question to the judge if warranted.**
- 6. Protests must be submitted in writing and presented to the superintendent(s) within 24 hours after judging is announced. Protests will be handled first by the superintendent(s) and then reviewed by State 4-H Office personnel. A fee of \$50 must accompany any protest. If the protest is upheld, the fee will be returned. If the protest is not upheld, the fee will be kept and deposited into the State Cat Project Fund.**

7. Show management will have final decision authority. If needed, show management may request assistance with arbitration from a committee comprised of the show superintendents, the judge (if willing), and the leader and/or agent from county involved (if present).

**8. Colorado State 4-H Dress Code**

This dress code is to be followed by all Junior, Intermediate, and Senior 4-H members, as well as adult leaders, advisors, and chaperones at all Colorado State 4-H sponsored events including but not limited to the Colorado State Fair 4-H Cat Show. Deviations from the dress code will result in a request to change. This dress code is not subject to personal interpretation.

Exhibitors should wear clean, simple, neat clothing. Dress shirts (with collars) or blouses are preferable. Exhibitors must wear pants and closed-toed shoes for protection.

9. The general age groups for Cat Project are:  
Junior 8-10 years old  
Intermediate 11-13 years old  
Senior 14-18 years old  
Age is determined by the member's age as of December 31 of the previous year.
10. All cats must be brought to the show in a travel carrier, and the carrier must stay near the showing area all the times. The carrier should have a towel or blanket in the bottom for traction for the cat.
11. A display cage will be provided at the show for each cat.
12. Exhibitors are to provide their animals with a litter box, litter, food, and water. Additionally, they must provide a bottom liner such as a blanket or a rug to provide traction for the cat. Exhibitors should also have a blanket or some sort of cloth to cover the exterior of the cage when necessary. The cage should be clean and orderly always. Members are invited to decorate their cages as well, and awards will be given for decorations. (See details below).
13. All cats must be on a halter and leash when outside of the cage. The simple, thin, nylon harnesses tend to work best.
14. No cats are allowed beyond the immediate vicinity of the Small Animal Building.
15. Each 4-H exhibitor is responsible for preparing and showing his/her own cat(s). Each exhibitor must bring his/her own cat to the judging table.

Only 4-H members may show cats at the judging table. All exhibitors are expected to stay in the area with their cats during judging. If a 4-H cat is not on the judging table at the time the class is judged, it will not be judged. Communicate any potential schedule conflicts with other 4-H activities with the superintendent in advance of the show.

16. A cat that becomes difficult to handle may be judged in the cage at the judge's discretion, with A LOSS OF 5 POINTS in showmanship.
17. Overall placing scores, prizes, and score sheets will be given out at the day's closing ceremony.

**EXHIBITOR ELIGIBILITY RULES:**

1. Member must be enrolled in the 4-H Cat Project.
2. The member must own his/her project cat individually or in partnership with immediate family members or guardians during the complete duration of the project year. No leased cats will be allowed to show at State Fair. If requested the member must have proof of ownership of the cat at the time of entry and provide that to the superintendents. The member must provide majority of care for the cat(s).
3. Any member exhibiting his/her cat at the State Fair 4-H Cat Show must be an official representative of his/her county.
4. An acceptable record book must be done and meet all guidelines required by his/her county for State Fair qualification.

**CAT ELIGIBILITY RULES:**

1. Cats may be purebred or household pets. Cats do not need to be registered or pedigreed to enter the 4-H Cat Show.
2. It is recommended that all 4-H cats, other than pedigreed breeding animals, be neutered or spayed.
3. No obviously pregnant or lactating queens will be allowed to compete in any classes at the State Fair.
4. No kittens under four months old will be allowed to show.
5. Each cat exhibited will be examined at check-in. Cats must be clean and in good health (clear eyes and nose, etc.) and free from injury or pain. Cats must be free of fleas, ticks, ear mites, worms, other parasites, and diseases. Any cat not meeting these health requirements will not be judged and will be asked to leave the show

immediately. The superintendent reserves the right to not allow cats to show that are believed to be a health threat to other animals.

6. All cats must have their front and rear claws clipped for the safety of the 4-Her and judge.

#### **SHOWMANSHIP:**

Showmanship is mandatory. All 4-H cat show exhibitors are required to show **ONE** cat in showmanship. Exhibitors must prepare and show their own cats. Exhibitors will be judged on their handling of the cat from its cage to the judge's table. They will also be expected to answer questions as to breed, age, type and date of immunizations, sex, and general knowledge of the cat. Resources include the following 4-H manuals: Junior – *Purr-fect Pals*; Intermediate – *Purr-fect Pals* and *Climbing Up*; Senior – *Purr-fect Pals*, *Climbing Up*, and *Leaping Forward*.

#### **CLASS 101 Junior Showmanship**

This class is for members who are 8–10 years old as of December 31 of the previous year.

#### **CLASS 102 Intermediate Showmanship**

This class is for members who are 11–13 years old as of December 31 of the previous year.

#### **CLASS 103 Senior Showmanship**

This class is for members who are 14–18 years old as of December 31 of the previous year.

Showmanship Score Sheets can be found at:  
<http://co4h.colostate.edu/program-areas/state-fair-information/contest-score-sheets/>

#### **CONFORMATION:**

Cats are judged on physical condition, cleanliness, temperament, and presentation, not on specific breed standards (except in the purebred class).

Each youth may show an unlimited number of cats; however, each cat can only be shown in one class. (For example, a cat shown in the purebred class cannot also be shown in the DSH class). Classes are as follows, but may be further divided at the superintendent's discretion:

#### **CLASS 104 Purebred Conformation**

This class is for purebred cats over eight months of age but younger than eight years.

#### **CLASS 105 Domestic Short Hair Conformation**

This class is for cats of unknown breed over eight months of age but younger than eight years who are short haired (DSH).

#### **CLASS 106 Domestic Long Hair Conformation**

This class is for cats of unknown breed over eight months of age but younger than eight years who are long haired (DLH).

Conformation Score Sheets can be found at:

<http://co4h.colostate.edu/program-areas/state-fair-information/contest-score-sheets/>

#### **CAGE DECORATING:**

Members are encouraged to decorate their cat's cage. Cages will be judged by the following classes:

#### **CLASS 109 Junior Cage Decorating**

This class is for members who are 8–10 years old as of December 31 of the previous year.

#### **CLASS 110 Intermediate Cage Decorating**

This class is for members who are 11–13 years old as of December 31 of the previous year.

#### **CLASS 111 Senior Cage Decorating**

This class is for members who are 14–18 years old as of December 31 of the previous year.

**SECTION 9**  
**SPECIAL AWARDS**

(All awards contingent on sponsorship)

**Creative Cooks**

**Demonstrations**

**Fashion Revue — Special Awards**

**Dog Contest — Special Award**

Pending more information on Western National Roundup for 2022.

